

SSD assembly in Kraków

H. Wilczyński, T. Gieras

Grenoble meeting, March 2017


Preparations: assembly tables



Tool for applying glue



Glue
applied




Pressing panels



Quality control




1.5 mm foam sheet under scintillators




Grating scintillators




Inserting fibers



Inserting fibers



Bracket: light-tight?




Cookie holder



Cookie holder




Optical glue




Dessicating




Getting rid of bubbles



Cookie photo



EPS filling



Applying glue



Top cover




Top cover




Quality control



Drilling template



Waiting for tests



Current status

- Using welded frames for making SSD enclosures
- 110 enclosures ready (with sandwich panels glued in)
- 40 detectors assembled
- Tests still to be done...
- Need for new component supply: sandwich panels, tubes, flanges, cookies, etc.