

The Exotic World of **LONG-LIVED PARTICLES**

Rhitaja Sengupta

Centre for High Energy Physics (CHEP),
Indian Institute of Science (IISc), Bengaluru



THEORIE/PHENO SEMINAR

November 15, 2022

**Laboratoire de Physique Subatomique et de Cosmologie
(LPSC)
Grenoble, France**

OUTLINE

- Motivation
- LLPs in colliders
- Specific aspects of LLP searches in colliders

OUTLINE


Motivation

- LLPs in colliders
- Specific aspects of LLP searches in colliders

Standard Model of
particle physics
(**SM**)

*successfully explains
many fundamental
phenomena of particles*

Still many pieces **missing from the SM**, like



and many more...

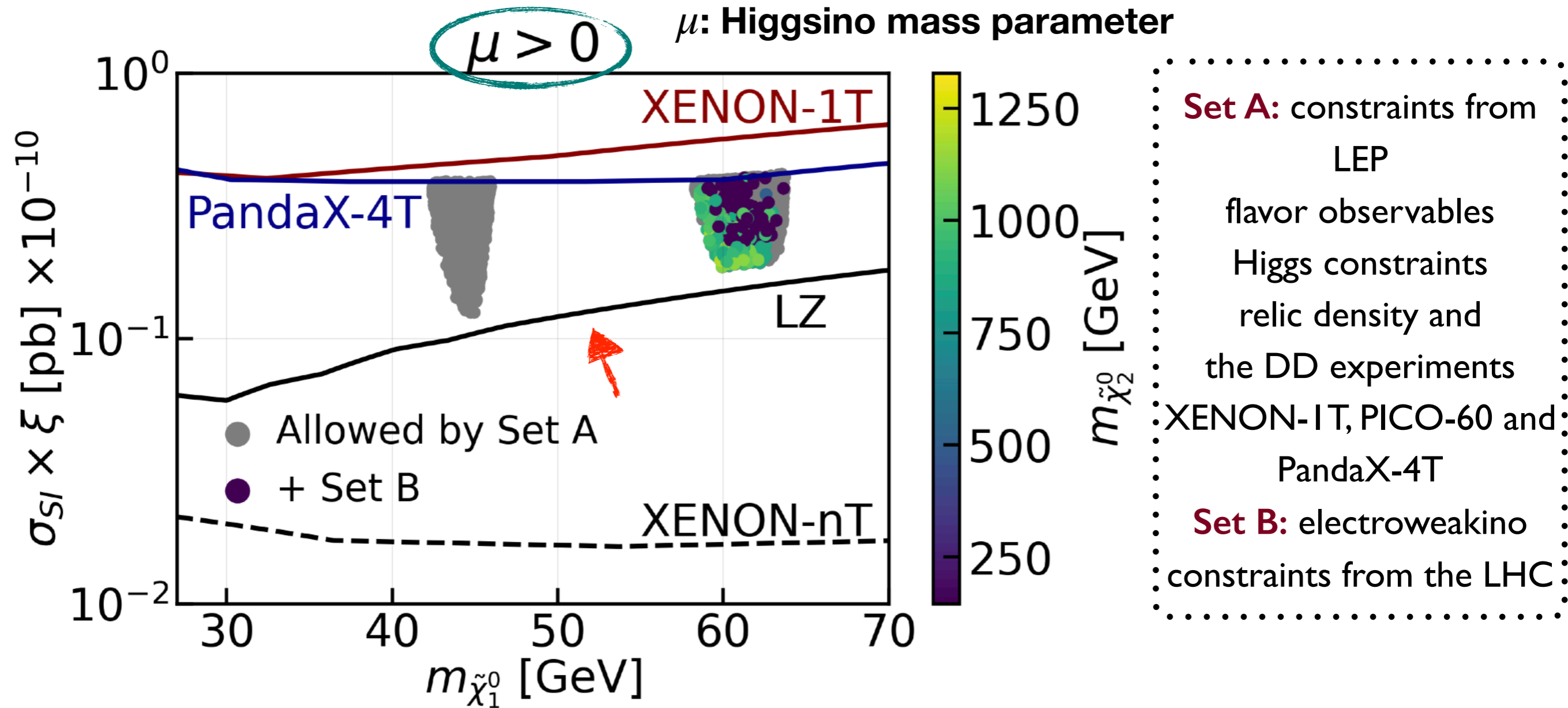
We need to look beyond the SM (BSM)

Experiments are putting
**stronger constraints on the
nature of new physics.**

For instance, let us look at
the current status of the
light neutralino
($m_\chi \leq m_h/2$) **thermal dark**
matter in the context of
pMSSM

Bino-like LSP (DM), Higgsino-like NLSP

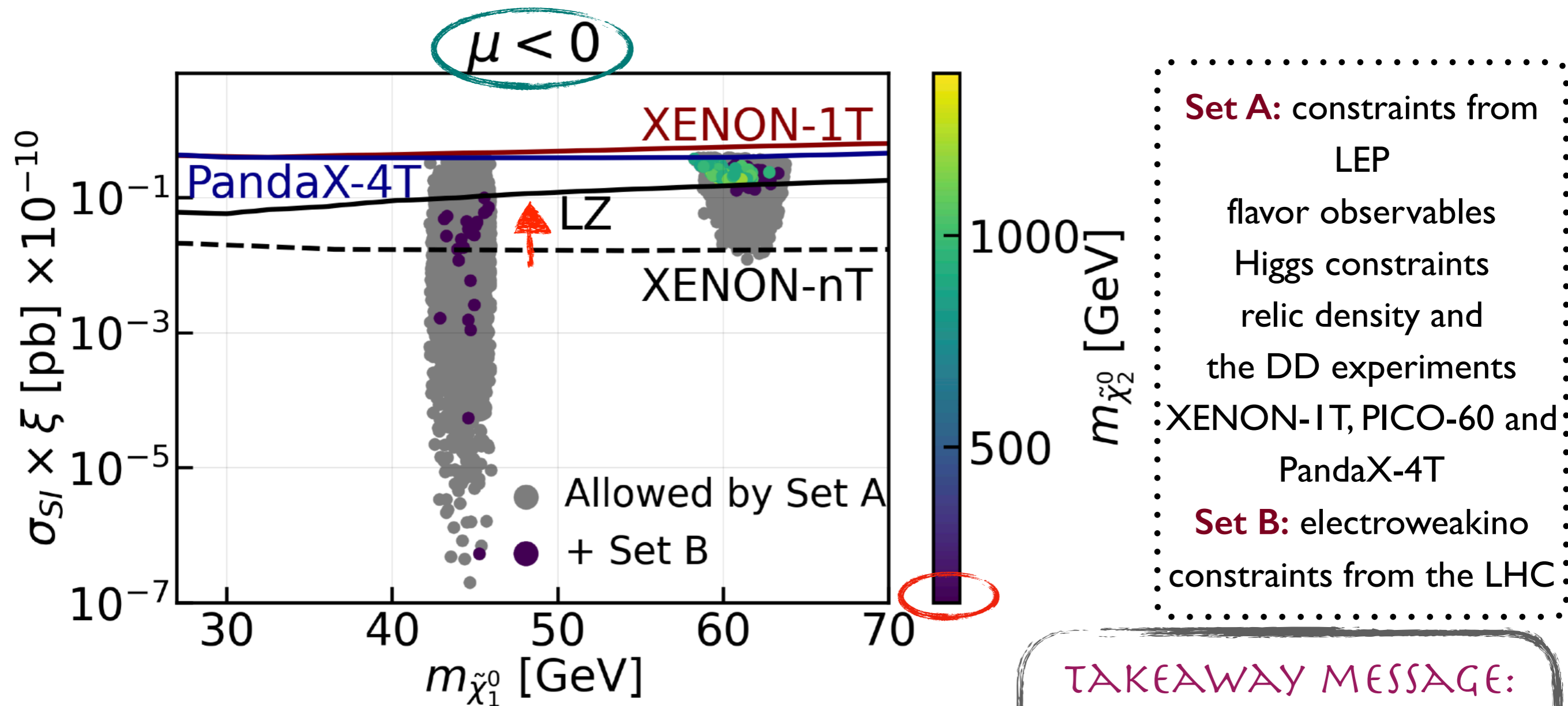
Rahool Kumar Barman, Genevieve Belanger, Biplob Bhattacharjee, Rohini Godbole, RS, [arXiv:2207.06238](https://arxiv.org/abs/2207.06238)



The recent LZ result excludes the entire parameter space allowed so far for $\mu > 0$

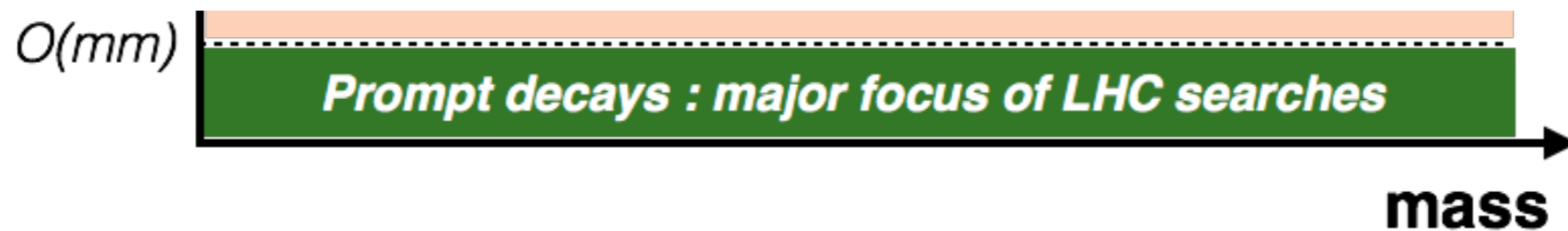
Bino-like LSP (DM), Higgsino-like NLSP

Rahool Kumar Barman, Genevieve Belanger, Biplob Bhattacharjee, Rohini Godbole, RS, [arXiv:2207.06238](https://arxiv.org/abs/2207.06238)



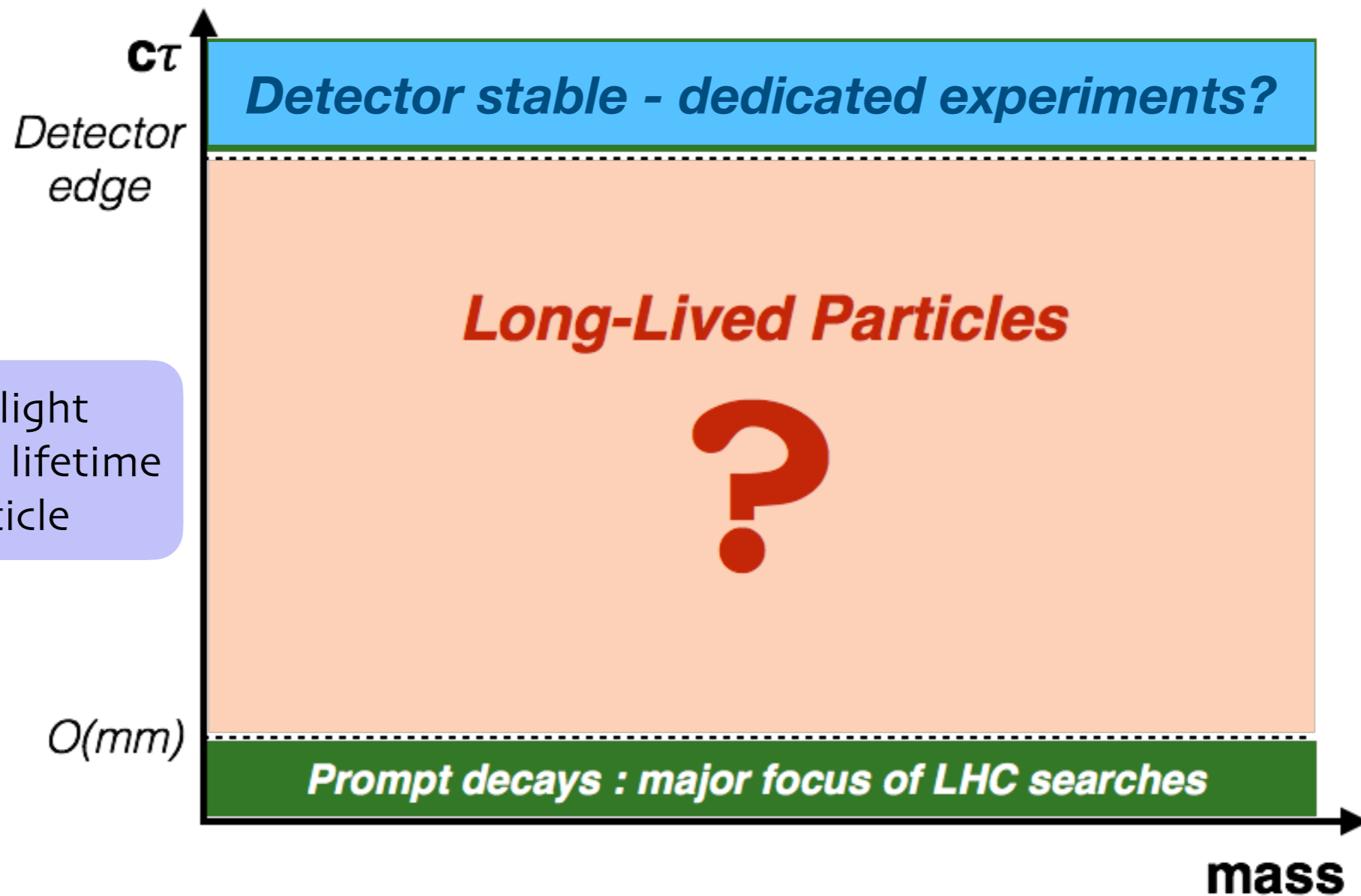
The recent LZ result only leaves very **light higgsinos** of mass 130-140 GeV (Z-funnel) and 149-155 GeV (h-funnel) allowed for $\mu < 0$

TAKEAWAY MESSAGE:
 Recent experimental results have strongly constrained conventional scenarios



Most of the conventional LHC searches focus on **prompt decay** of particles.

like top quark, W/Z bosons
in SM $\tau \sim 10^{-25}$ s



c : speed of light
 τ : proper mean lifetime of the particle

Lifting up the assumption of prompt decays

*open the door to the **Lifetime Frontier***

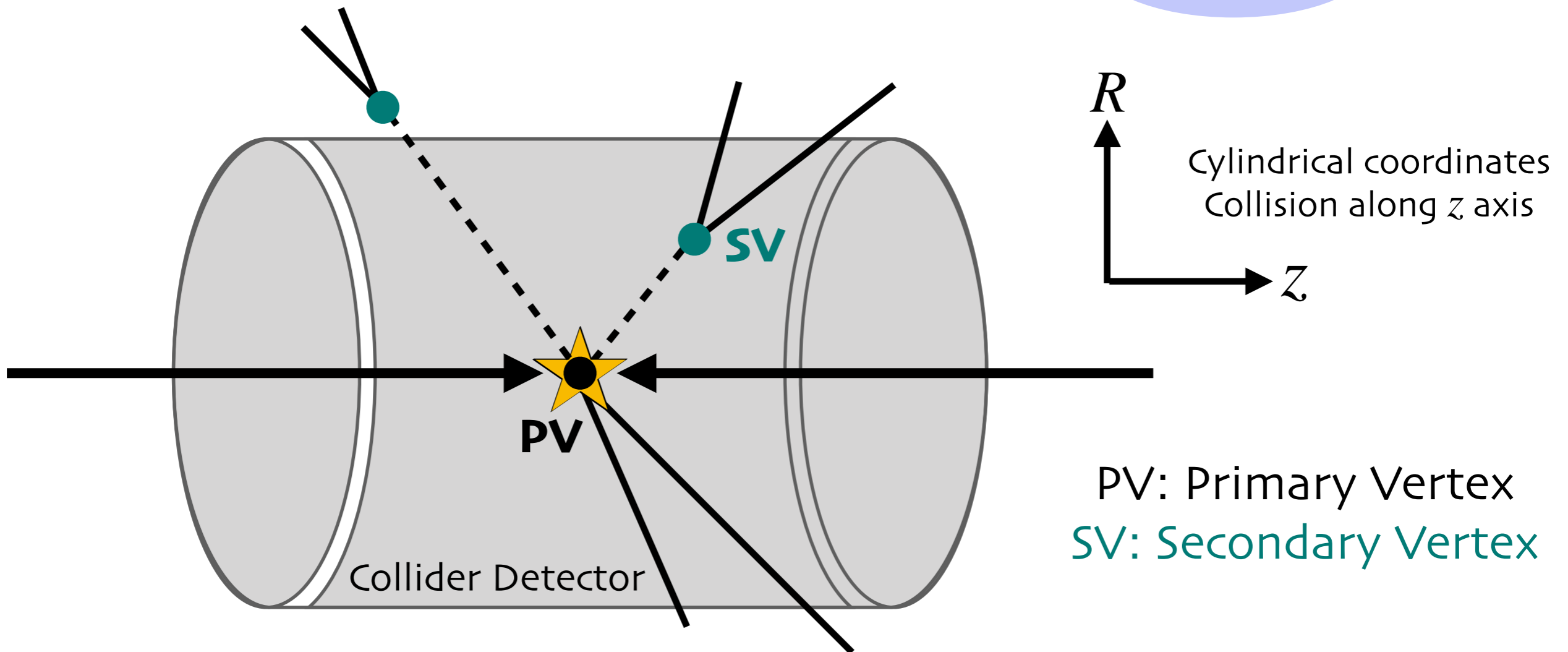
WHAT ARE LONG-LIVED PARTICLES?

LLPs

Particles with **large lifetimes (τ)**

- decays after **traversing a macroscopic distance** in the collider detectors
- or, decays **outside the detector**

$$c\tau \gtrsim \mathcal{O}(\text{mm})$$



Effect of magnetic field not shown

WHY EXPLORE LLPs?

well motivated in many BSM scenarios

largely unexplored

IDEA NOT NEW

RECENT FOCUS

12 LLP Workshops
- starting from 2016

Collaborative efforts from
theorists and experimentalists
worldwide

LLP White Paper:
[arXiv:1903.04497](https://arxiv.org/abs/1903.04497)

Future collider
experiments all including
LLPs in their physics case

Multiple dedicated
experiments for LLPs
being proposed

OUTLINE

- Motivation

-  **LLPs in colliders**

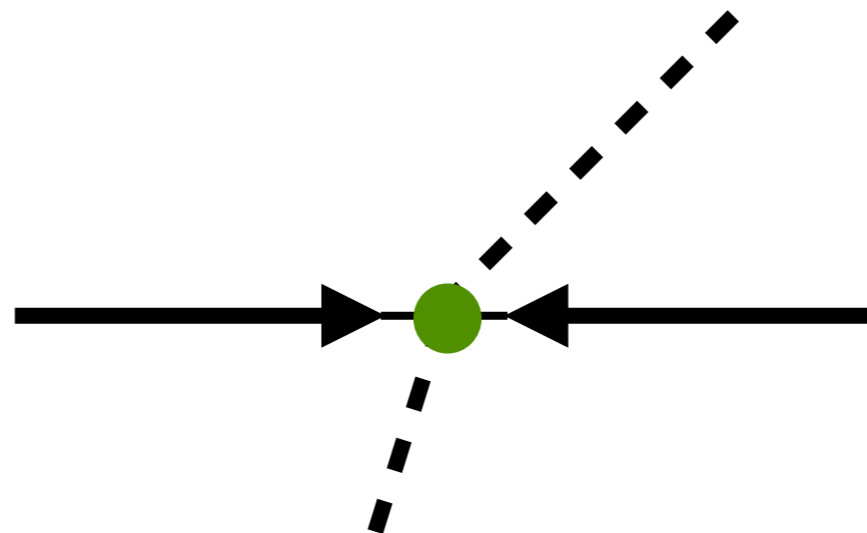
- Specific aspects of LLP searches in colliders

The 3 major ingredients

THEORY

PRODUCTION

- 📌 Production rate, σ
- 📌 Boost and direction



The 3 major ingredients

THEORY

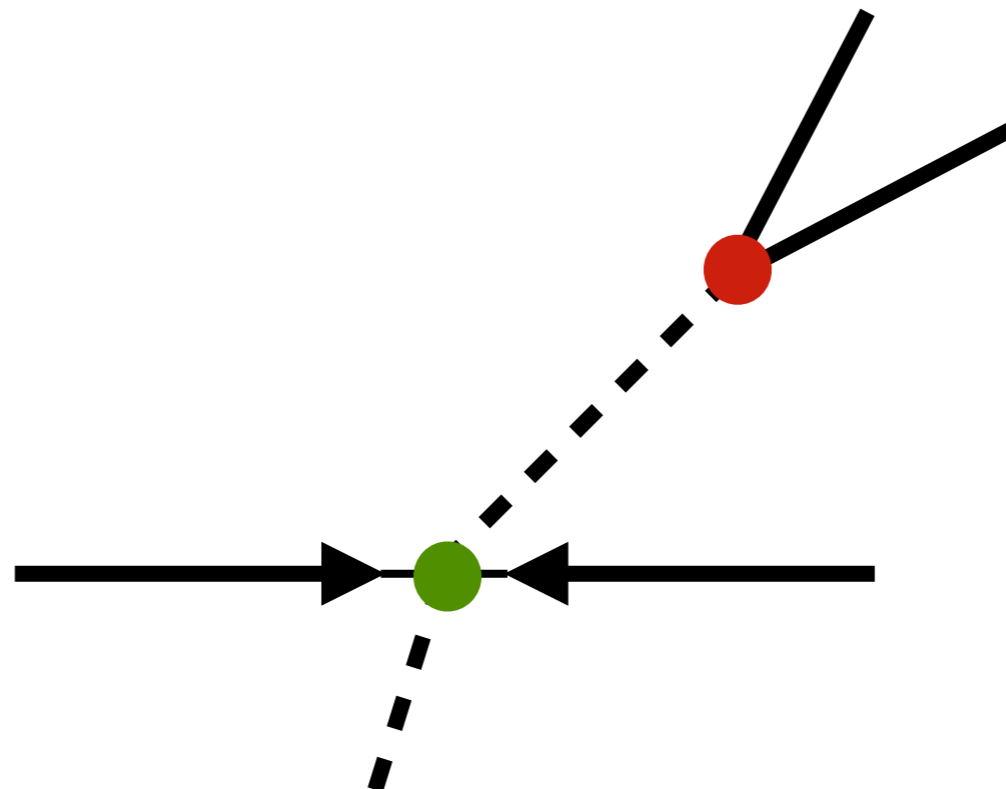
PRODUCTION

- 📌 Production rate, σ
- 📌 Boost and direction

THEORY

DECAY

- 📌 Decay width, Γ or Lifetime, τ
- 📌 Decay modes



The 3 major ingredients

THEORY

PRODUCTION

- Production rate, σ
- Boost and direction

THEORY

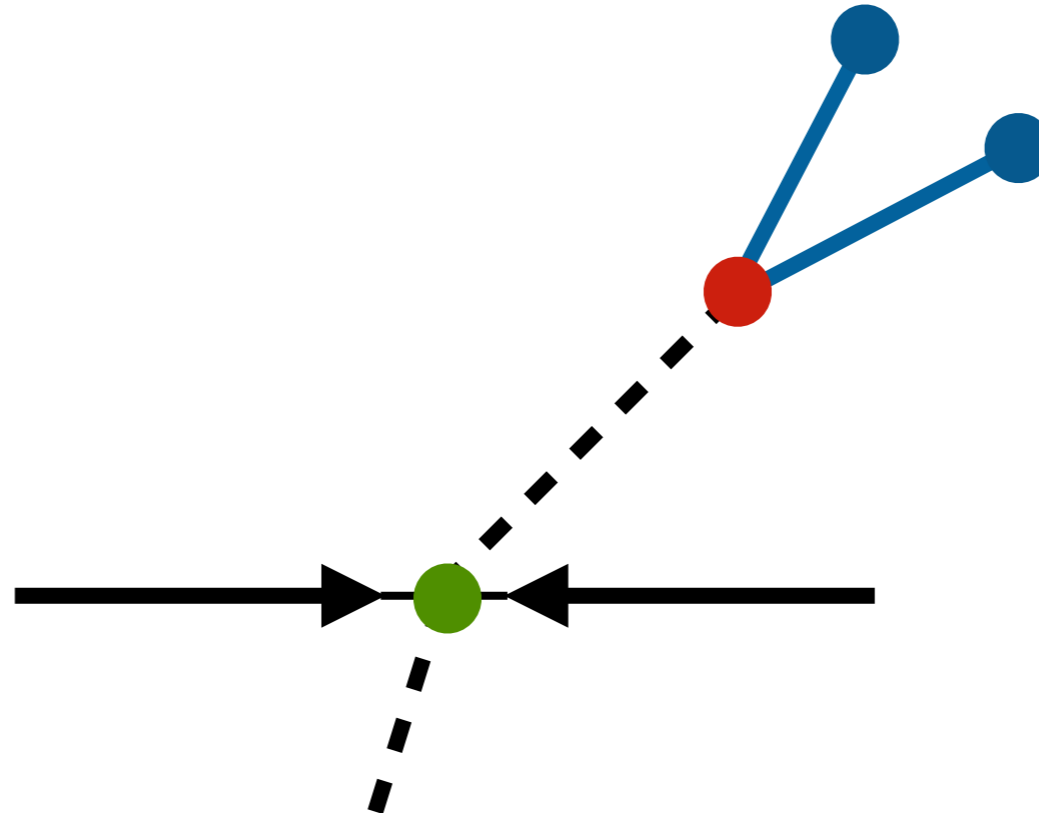
DECAY

- Decay width, Γ or Lifetime, τ
- Decay modes

EXPERIMENT

DETECTION

- depends on
- what it decays into
- where it decays



The 3 major ingredients

THEORY

PRODUCTION

- 📌 Production rate, σ
- 📌 Boost and direction

THEORY

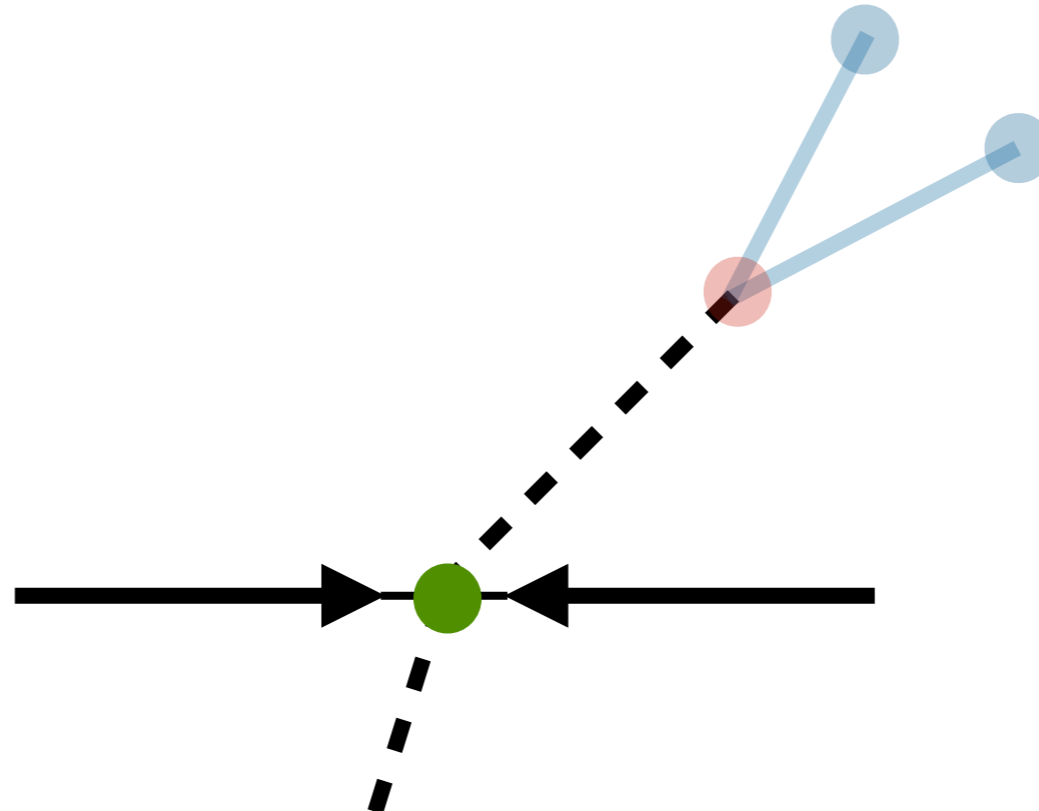
DECAY

- 📌 Decay width, Γ or Lifetime, τ
- 📌 Decay modes

EXPERIMENT

DETECTION

- depends on
- 📌 what it decays into
- 📌 where it decays

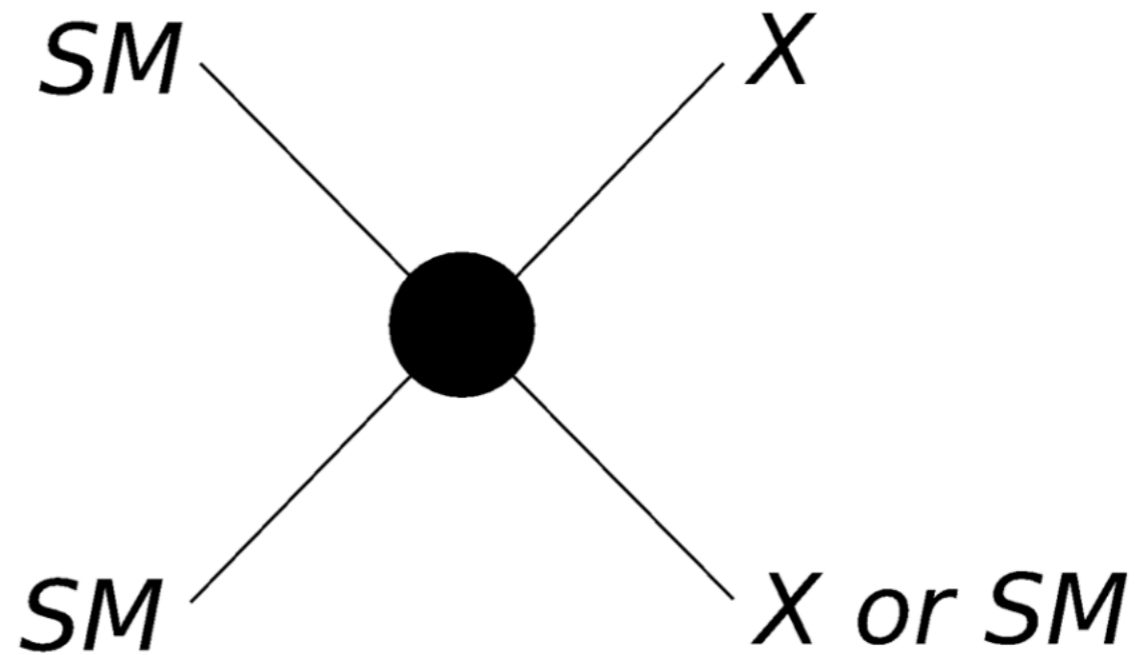


Production of LLPs in colliders

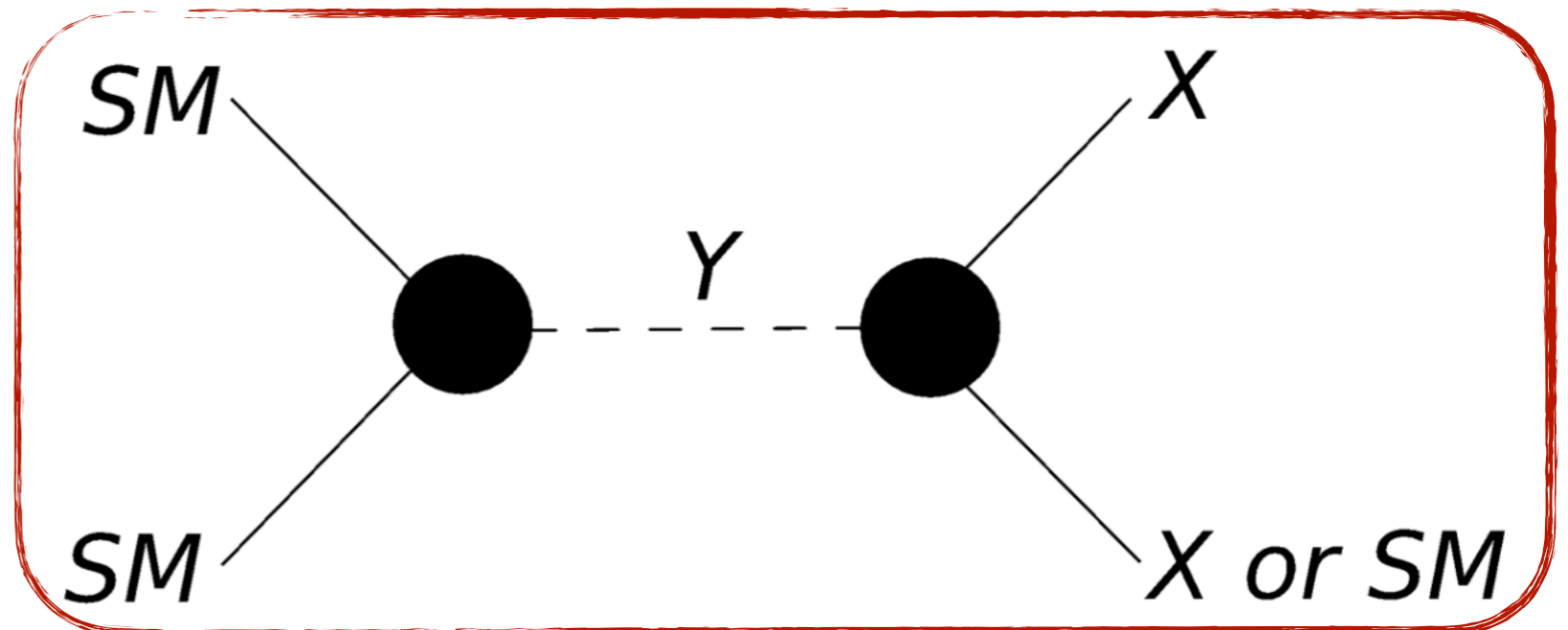


X - LLP
 Y - SM/new particle

Direct Production

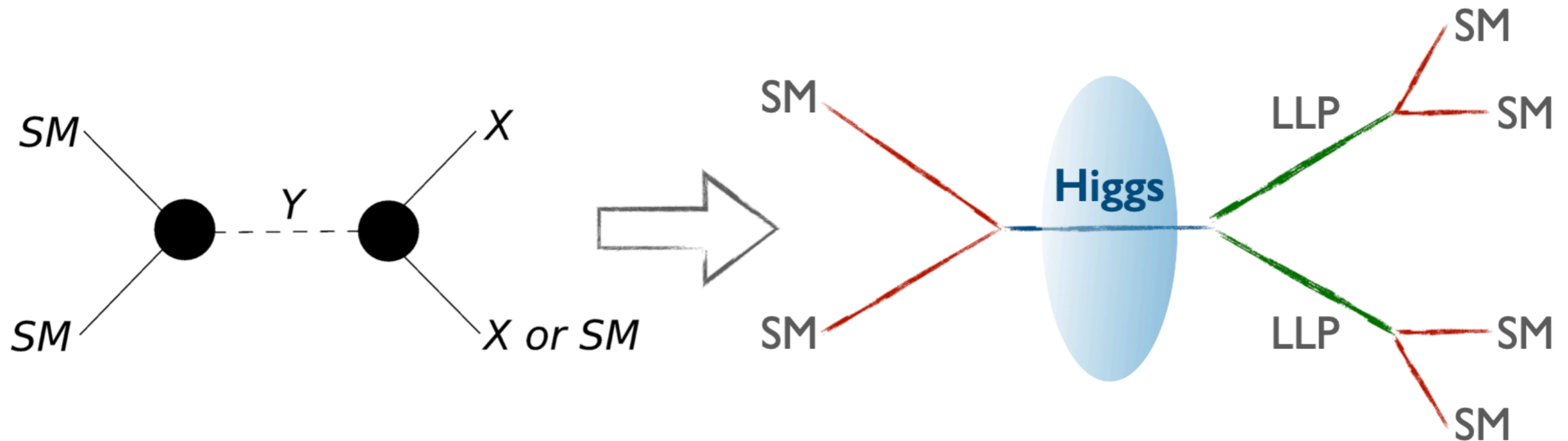


From the decay of a resonance



Long-lived particles in the Higgs portal

~ LLPs having dominant coupling to the SM Higgs boson ~



$$m_{\text{LLP}} \lesssim \frac{m_H}{2}$$

LLPs can be produced from the exotic decays of SM Higgs

The 3 major ingredients

THEORY

PRODUCTION

- Production rate, σ
- Boost and direction

THEORY

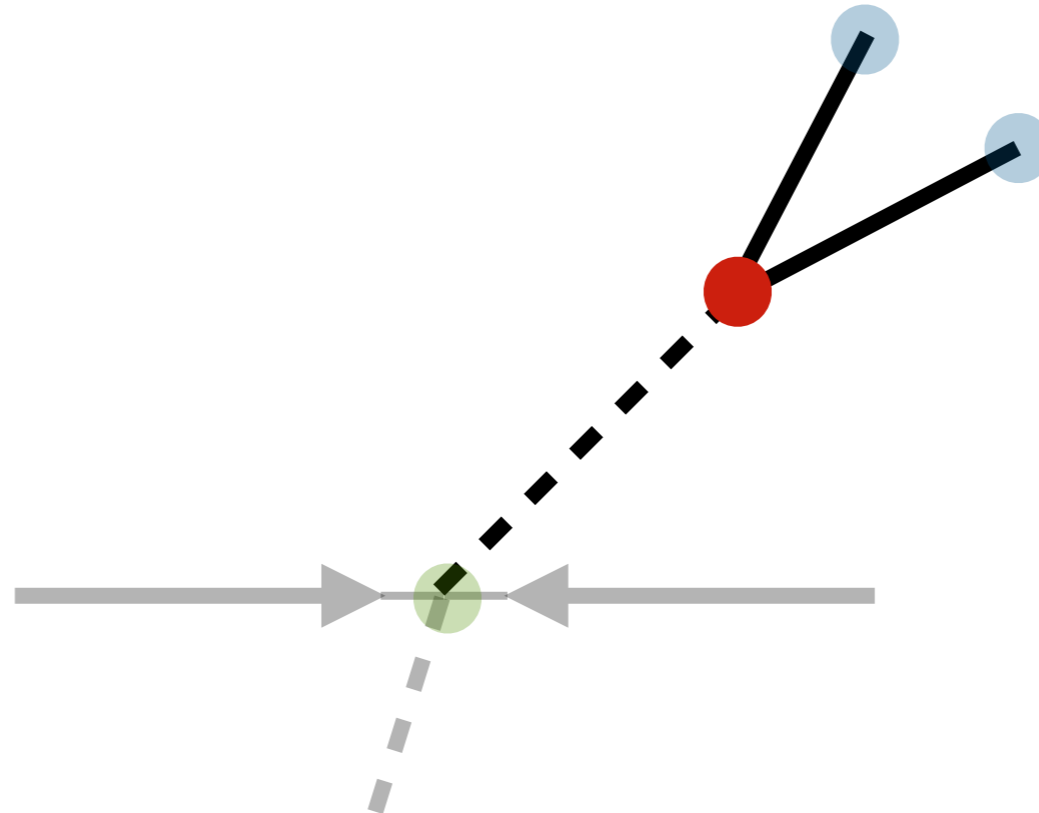
DECAY

- Decay width, Γ or Lifetime, τ
- Decay modes

EXPERIMENT

DETECTION

- depends on
- what it decays into
- where it decays



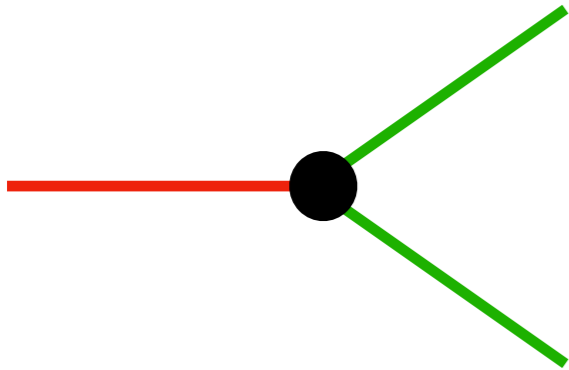
Reasons behind long lifetimes



$$\Gamma \left(\text{or } \frac{1}{\tau} \right) \propto |\text{Amplitude}|^2 \times (\text{Phase space factor})$$

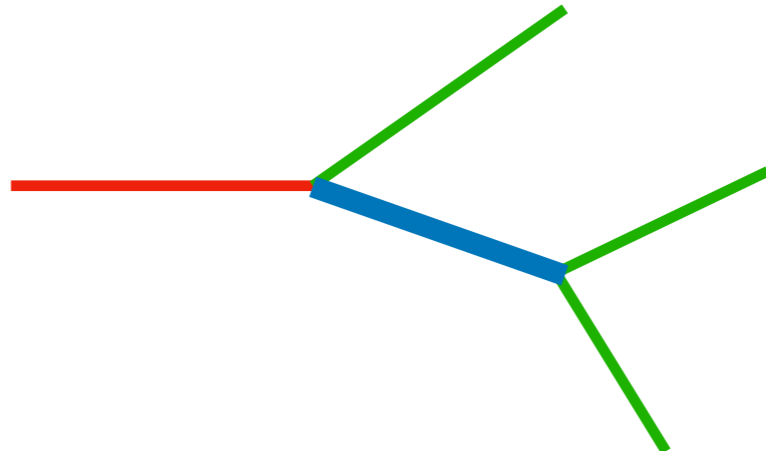
Small couplings

e.g., c and b quarks (SM),
RPV SUSY (BSM)



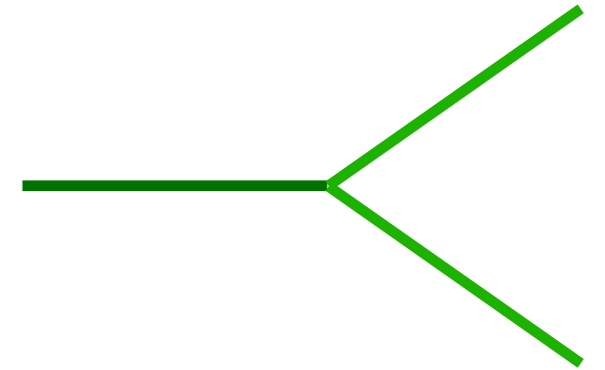
Heavy scales, $\Gamma \sim \frac{m^5}{M^4}$

e.g., muon (SM),
gluino in Split-SUSY (BSM)



Kinematic squeezing

e.g., neutron (SM),
compressed SUSY
scenarios (BSM)



Long-lived mediator from a minimal DM model

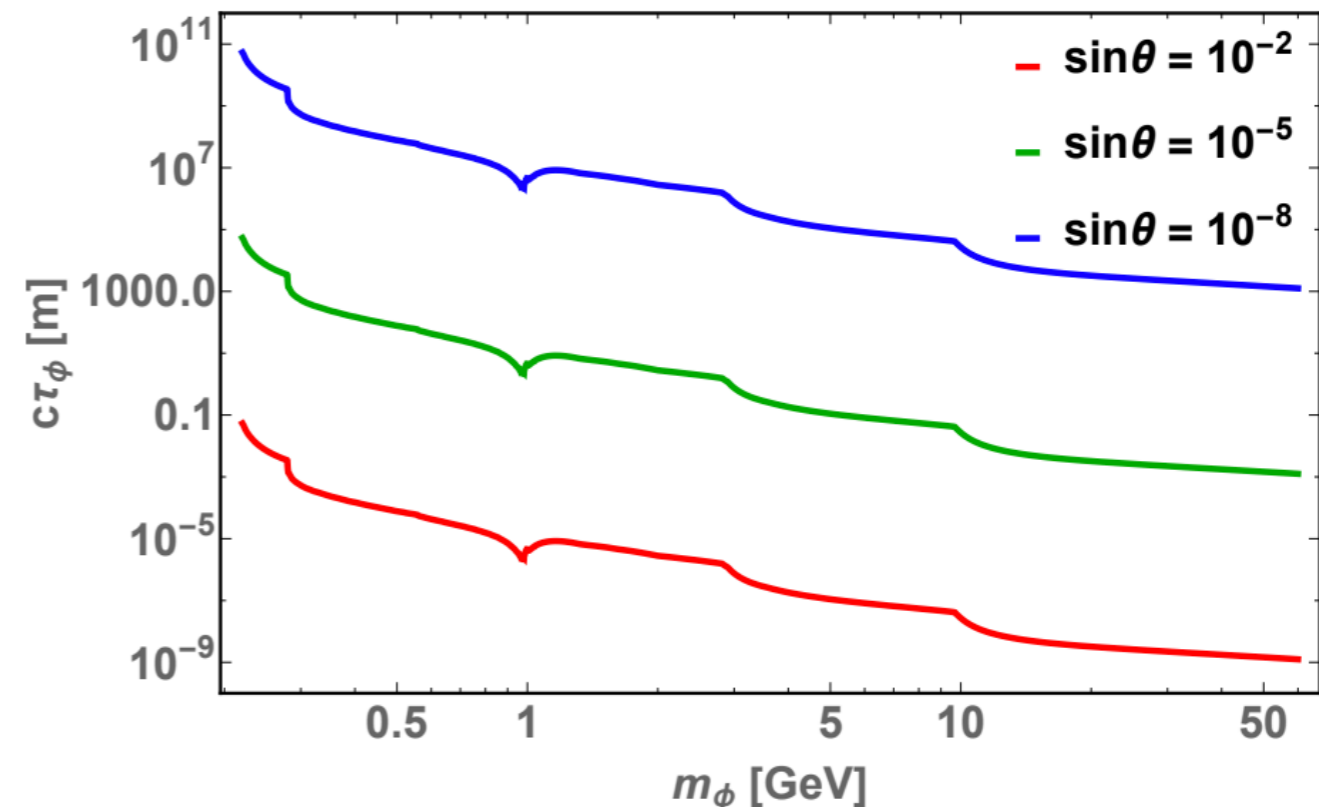
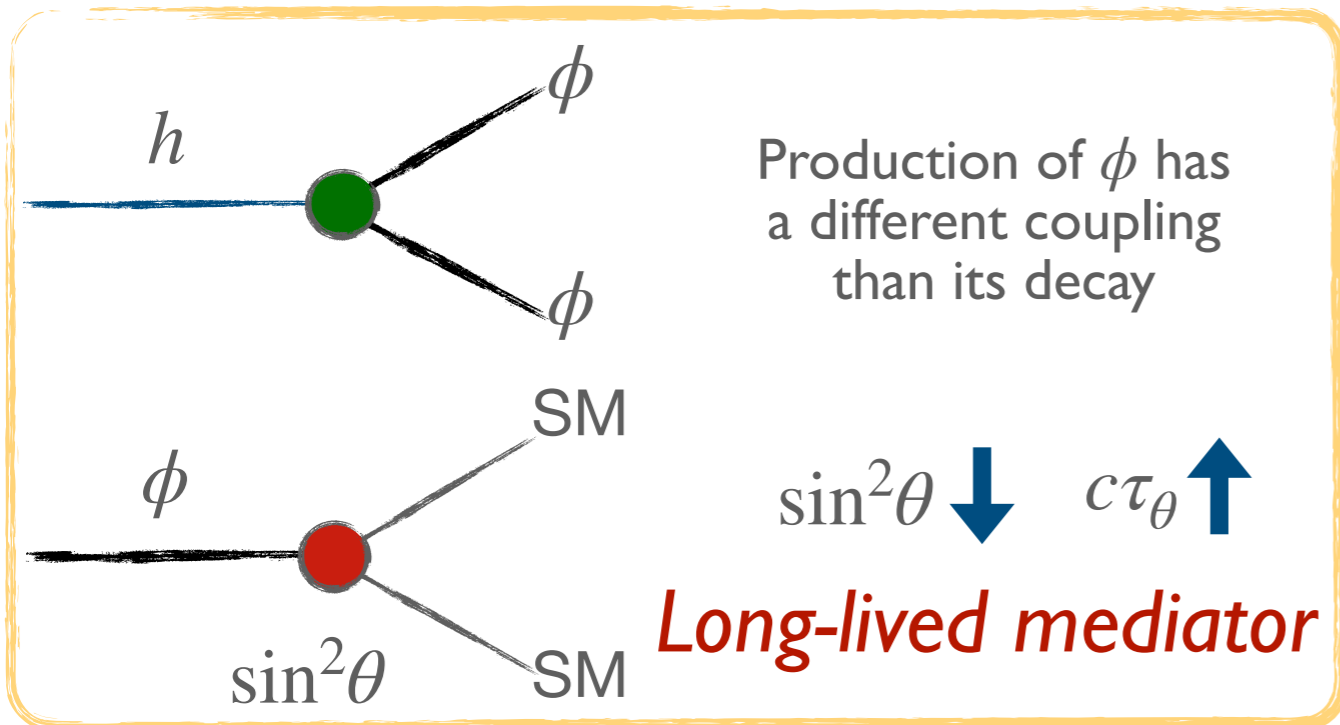
Shigeki Matsumoto, et al., *JHEP* 07 (2019) 050

Light Scalar Mediator

$$\mathcal{L} = \mathcal{L}_{\text{SM}} + \frac{1}{2}(\partial_\mu \Phi)^2 - A_{\Phi H} \Phi |H|^2 - \frac{\lambda_{\Phi H}}{2} \Phi^2 |H|^2 - \mu_1^3 \Phi - \frac{\mu_\Phi^2}{2} \Phi^2 - \frac{\mu_3}{3!} \Phi^3 - \frac{\lambda_\Phi}{4!} \Phi^4 + \mathcal{L}_{\text{DS}}$$

Mixing highly constrained

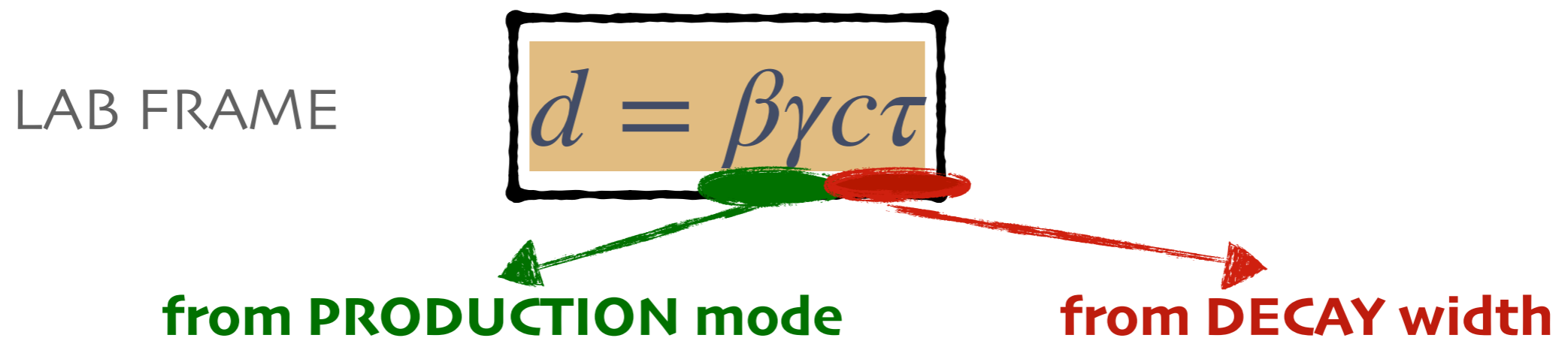
Not severely constrained so far



LLP decays in colliders

Decay length in the detector

d is the **product** of $\beta\gamma$ and $c\tau$ **distributions**



$$\beta\gamma = \frac{p}{m} : \text{boost factor}$$

c : speed of light

τ : proper mean lifetime
of the particle

Lighter particles \Rightarrow
more displaced as
compared to heavier
ones for the same
lifetime

The 3 major ingredients

THEORY

PRODUCTION

- Production rate, σ
- Boost and direction

THEORY

DECAY

- Decay width, Γ or Lifetime, τ
- Decay modes

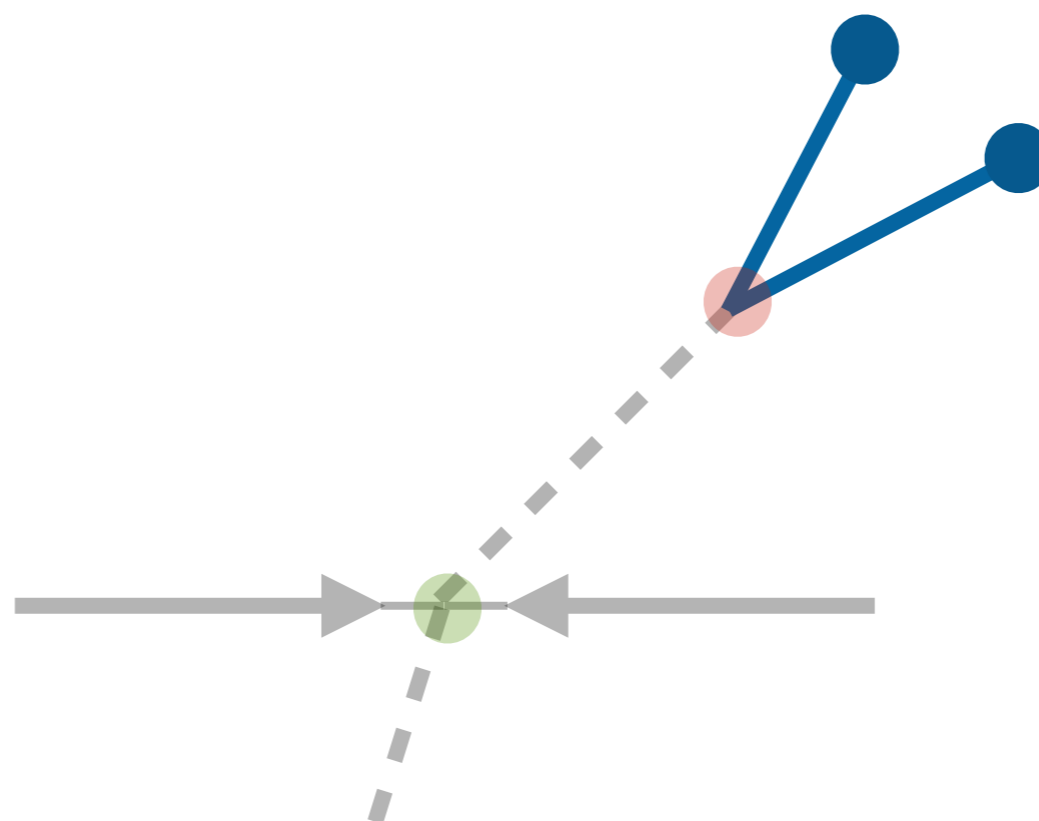
EXPERIMENT

DETECTION

depends on

- what it decays into
- where it decays

similar for prompt decays as well



The 3 major ingredients

THEORY

PRODUCTION

- Production rate, σ
- Boost and direction

THEORY

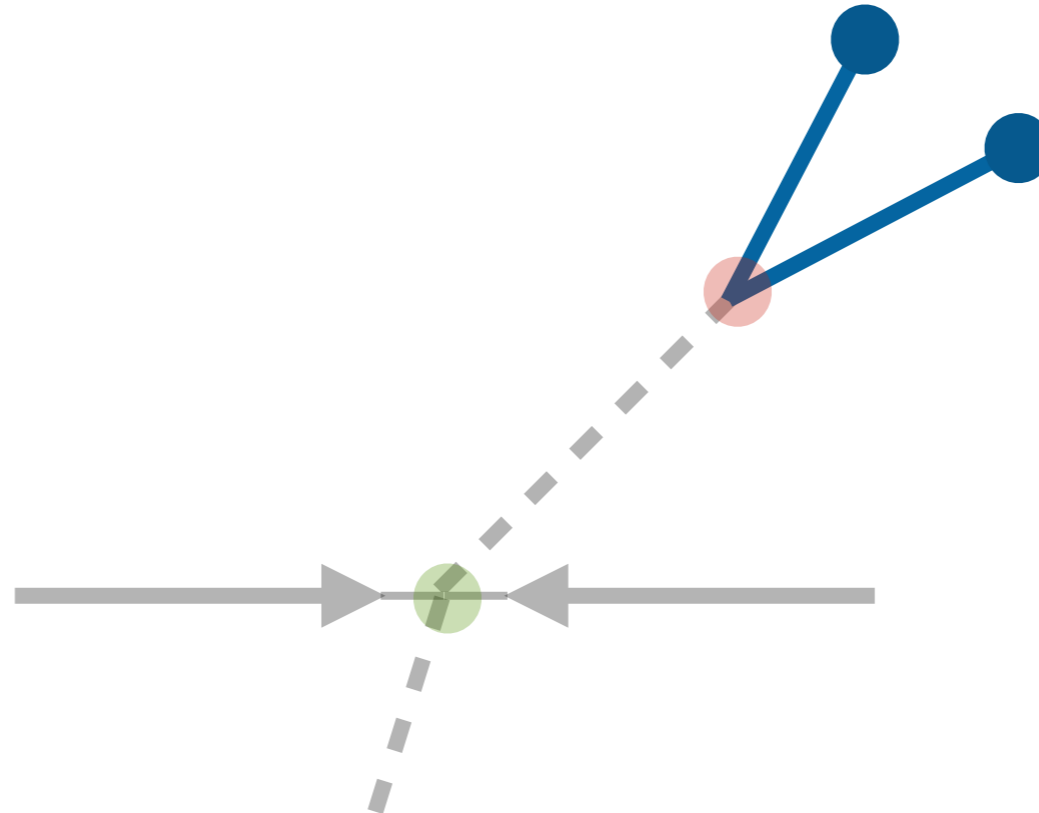
DECAY

- Decay width, Γ or Lifetime, τ
- Decay modes

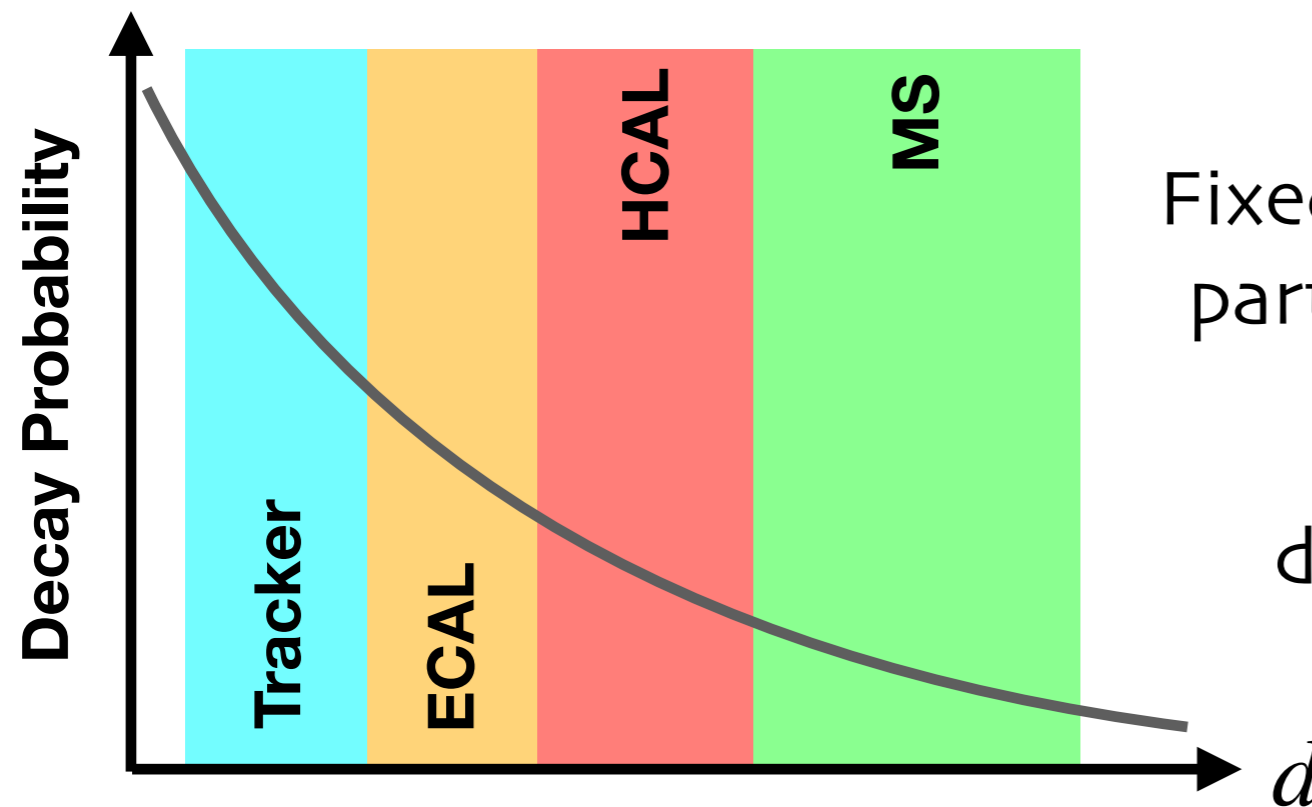
EXPERIMENT

DETECTION

- depends on
- what it decays into
- where it decays



Decay position of the LLP



Fixed m and $c\tau$ of a BSM particle with a particular production and decay mode



different probabilities to decay in different parts of the detector

Say, a BSM particle decays to two electrons

Prompt scenario

Final state signature fixed

2 electrons \Rightarrow energy deposits in the ECAL with associated tracks in the Tracker

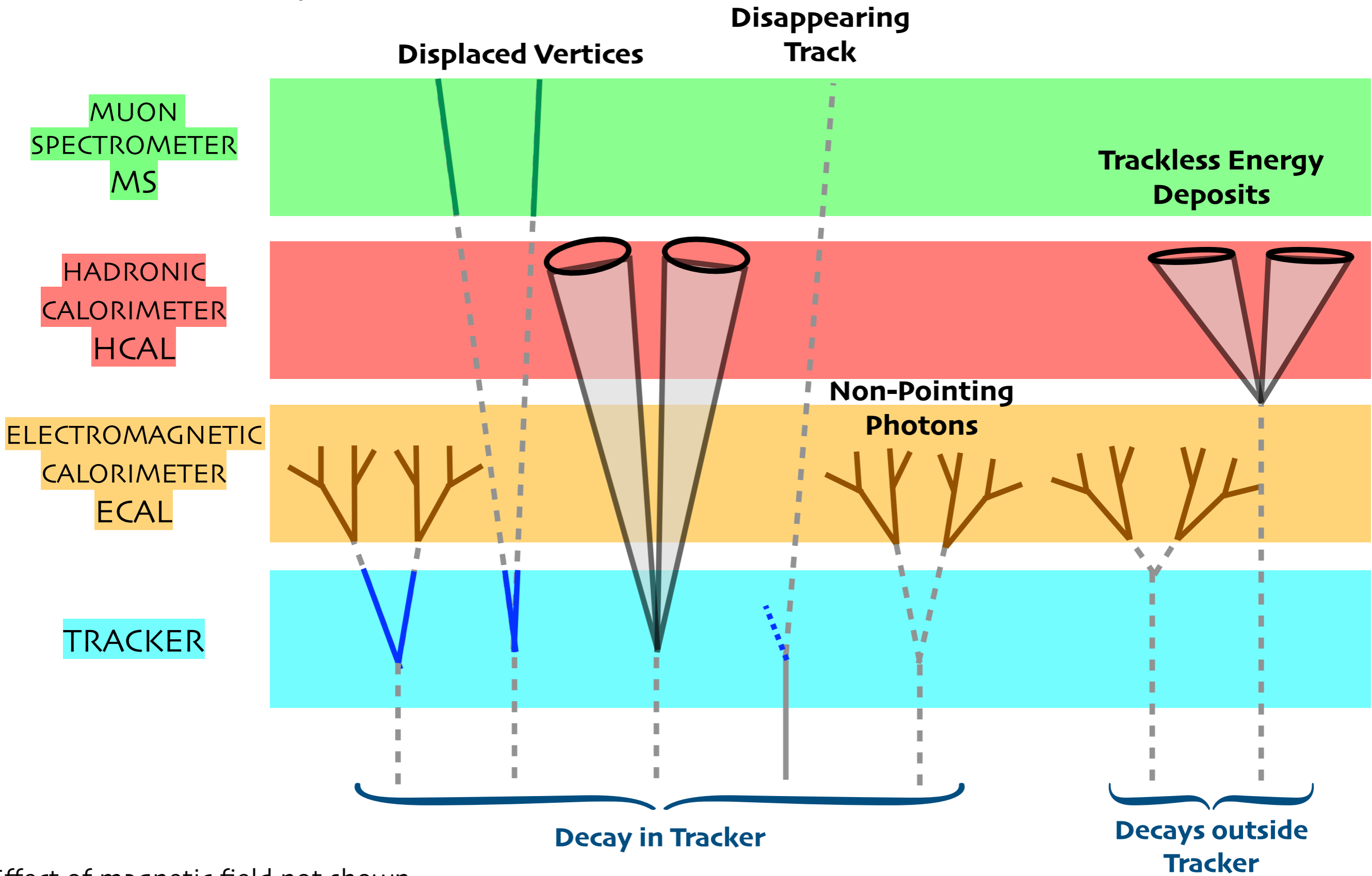
LLP

DECAYS WHERE?

Tracker: displaced vertex
ECAL: trackless energy deposit
HCAL/MS: ?

A Peek in to the Exotic Signatures of LLPs

not a complete list



Effect of magnetic field not shown

OUTLINE

○ Motivation

○ LLPs in colliders

 **Specific aspects of LLP searches in colliders**

■ **Triggering**

■ Searches in **main collider detectors**

■ **Dedicated detectors**

■ **Machine Learning** and LLPs

Shankha Banerjee, Biplob Bhattacharjee,
Andreas Goudelis, Björn Herrmann, Dipan
Sengupta, RS, [Eur.Phys.J.C 81 \(2021\) 2, 172](#)



■ **Parameter estimation** of LLPs

OUTLINE

○ Motivation

○ LLPs in colliders

 **Specific aspects of LLP searches in colliders**

■ **Triggering**

■ Searches in **main collider detectors**

■ **Dedicated detectors**

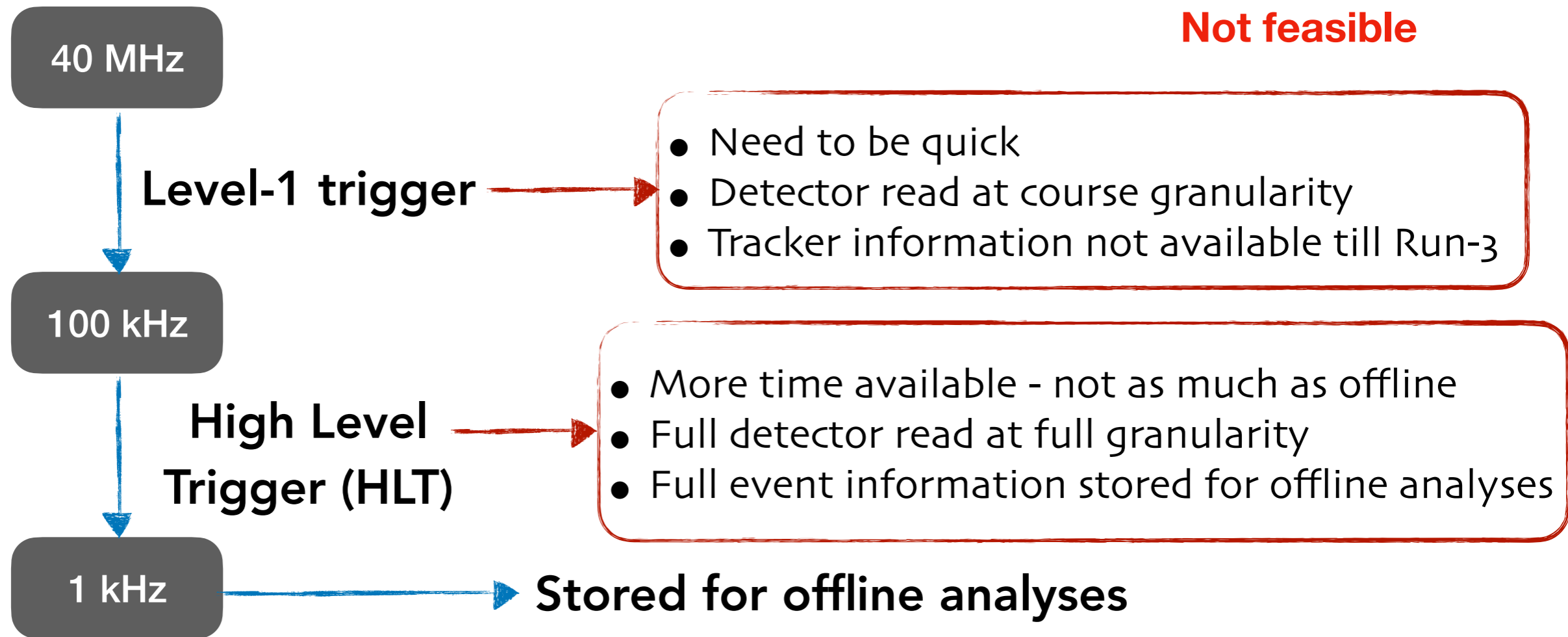
■ **Machine Learning** and LLPs

■ **Parameter estimation** of LLPs

Triggering: What, Why, How?

Selecting interesting events from the many pp interactions and storing them for further analysis

pp collisions rate at LHC: 40 MHz, event size ~ 1 MB \Rightarrow **40000 GB/sec**



1kHz x 1 MB \sim 1 GB/sec

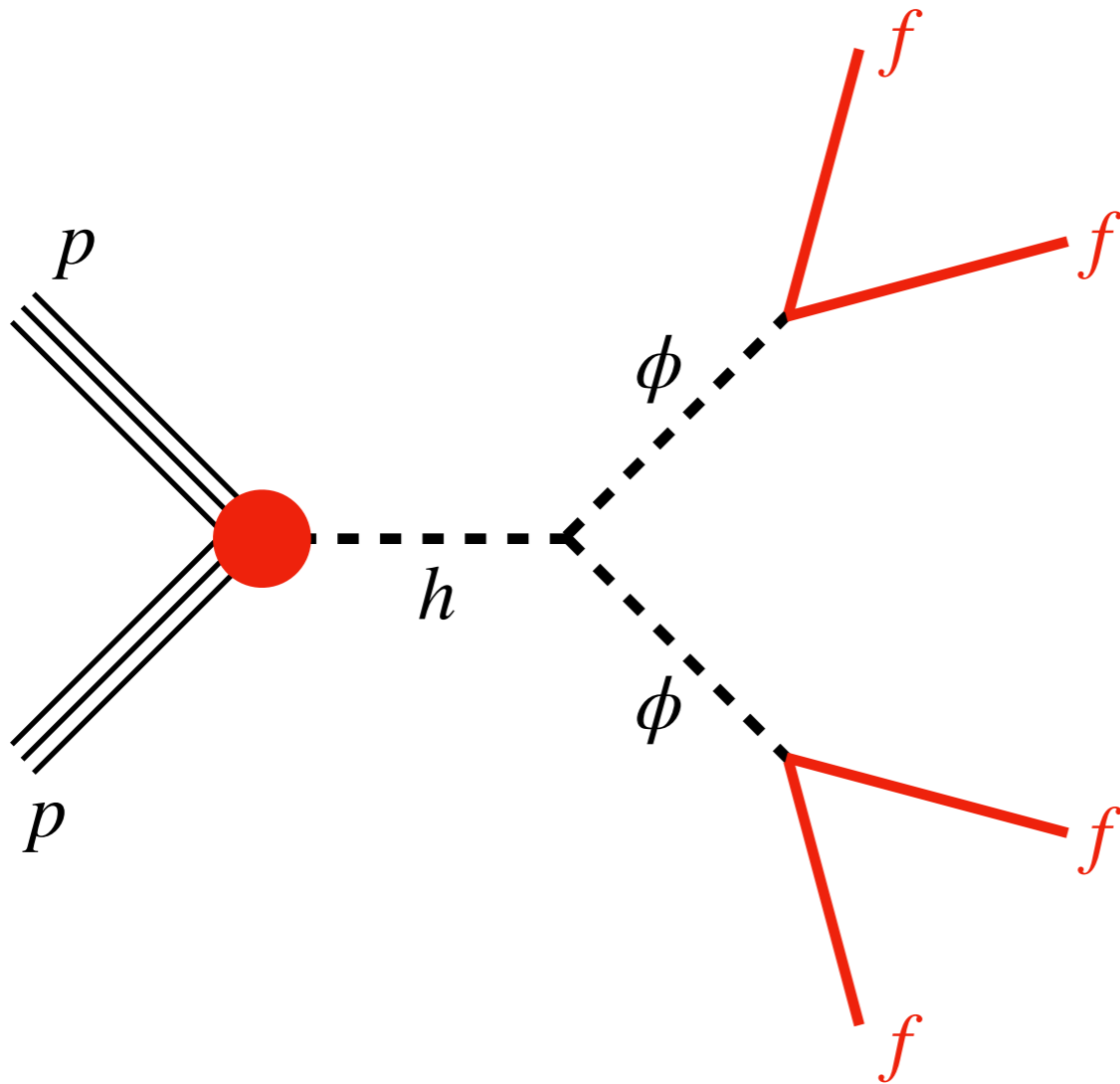
Dedicated L1 Triggers important for LLPs

Biplob Bhattacharjee, Swagata Mukherjee, RS, Prabhat Solanki, [JHEP 08 \(2020\) 141](#)

Biplob Bhattacharjee, Tapasi Ghosh, RS, Prabhat Solanki, [JHEP 08 \(2022\) 254](#)

Scalar LLPs from Higgs Boson Decay

ϕ : Long-lived mediator



Where to look for the LLPs?

HL-LHC
Upgrades

1. L1 Tracking
2. MIP Timing Detector (MTD)
3. ECAL Timing

Decays before the ECAL

? Production: From the decay of SM Higgs boson

? Decay: SM quarks through small coupling - **displaced jets**

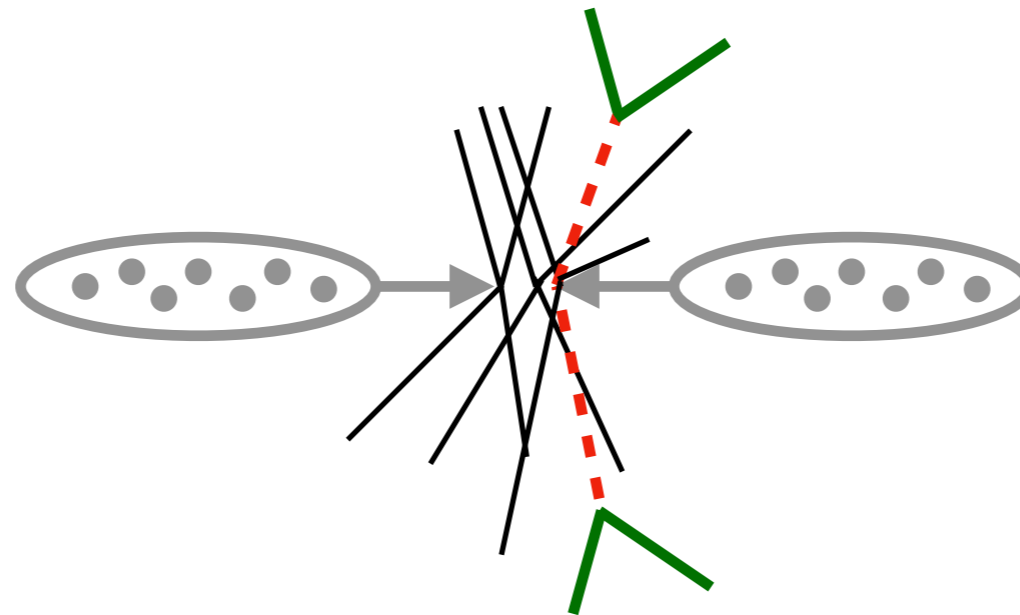
Issue of Pile-Up (PU)

HL-LHC: High Luminosity LHC

14 TeV, 3 ab^{-1}

centre of mass energy of collision,
integrated luminosity (# of collisions per unit area)

bunches of protons collide



**interesting interaction
accompanied by multiple
pile-up interactions**

Run-1/2 - around **30-50** interactions per bunch crossing

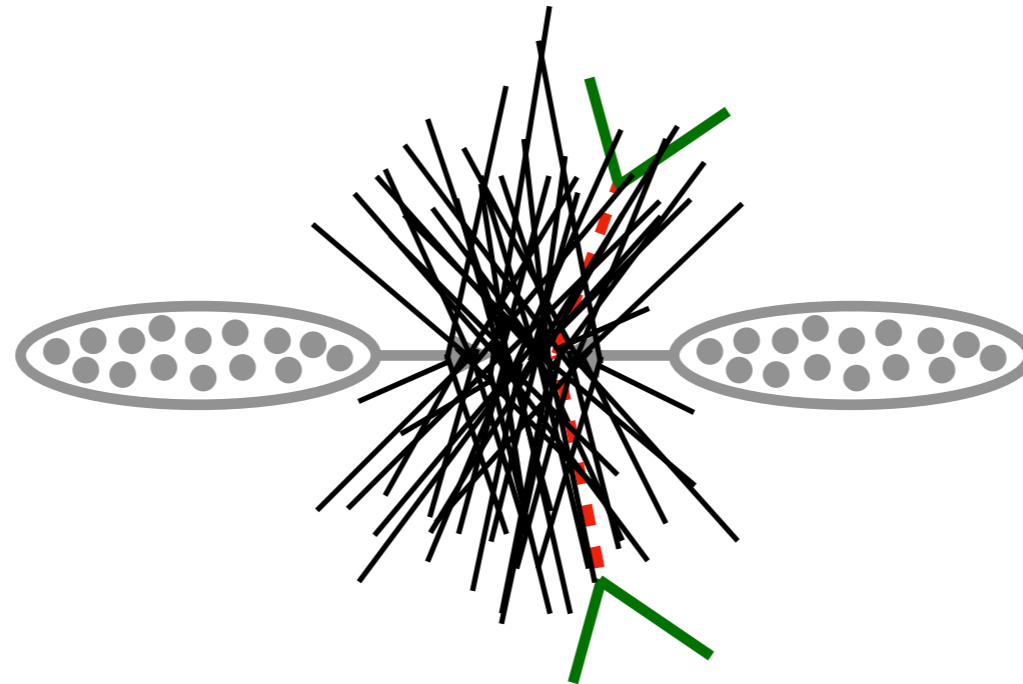
Issue of Pile-Up (PU)

HL-LHC: High Luminosity LHC

14 TeV, 3 ab^{-1}

centre of mass energy of collision,
integrated luminosity (# of collisions per unit area)

to increase luminosity,
number of protons per
bunch increased



**Increased Luminosity
= Increased pile-up**

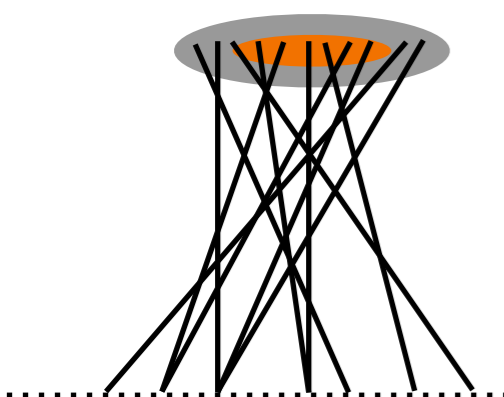
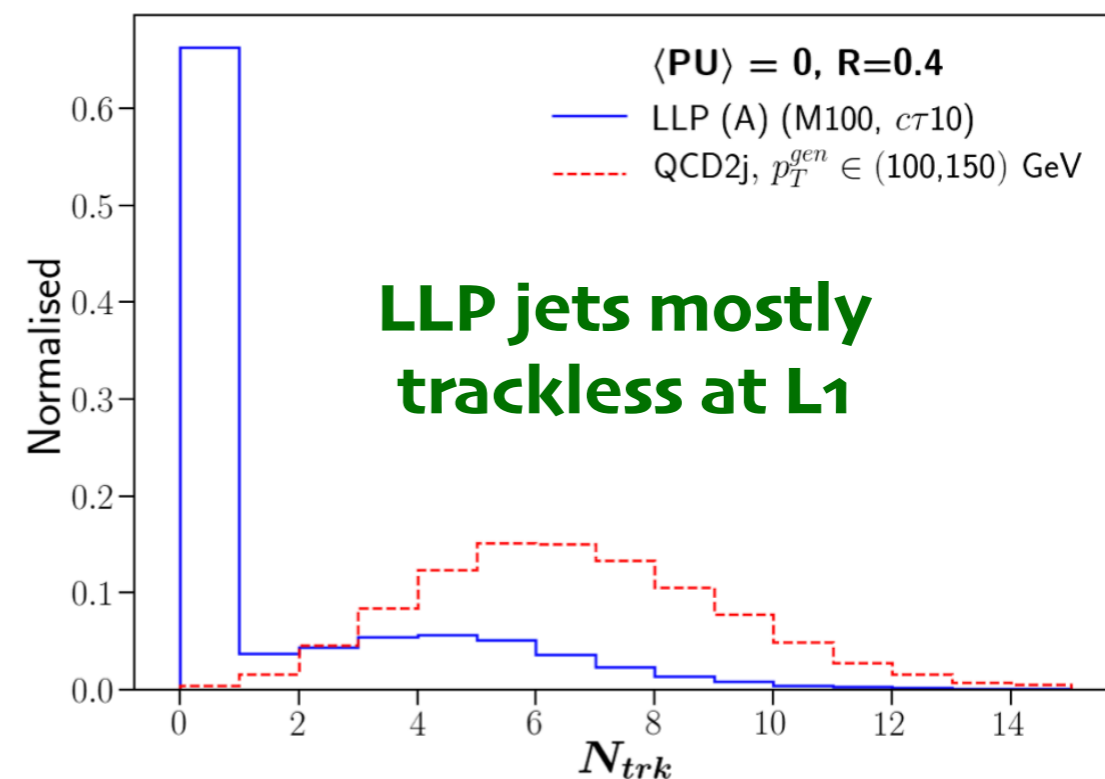
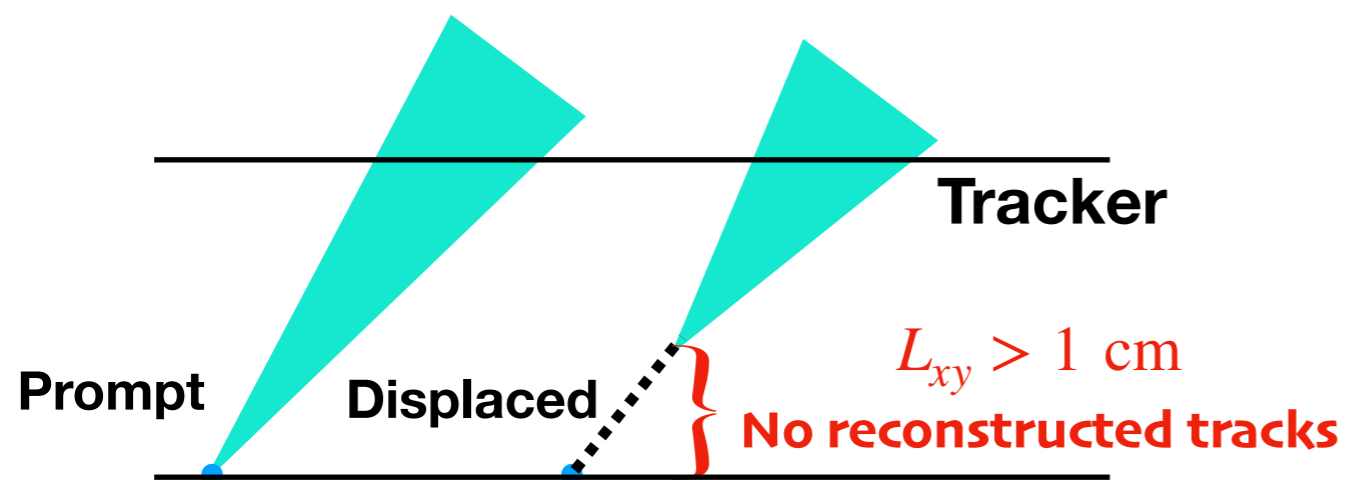
HL-LHC - 140/200 mean PU interactions per bunch crossing expected

L1 Tracking

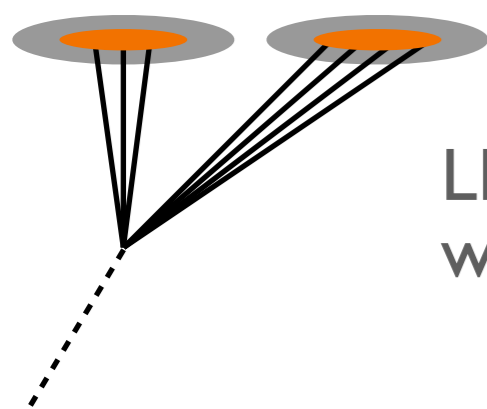
L1 track:

$$p_T > 2 \text{ GeV}, |\eta| < 2.5,$$
$$L_{xy} < 1 \text{ cm}, |z_0| < 30 \text{ cm}$$

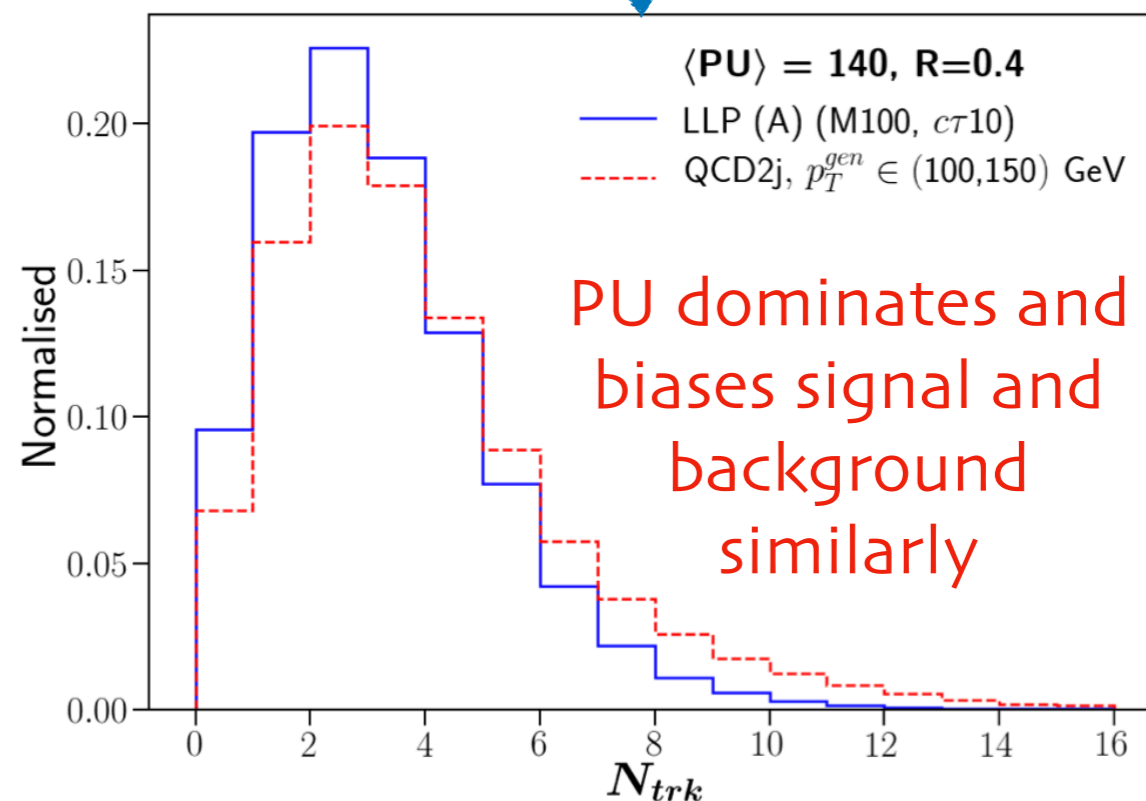
T. James, CERN-THESIS-2018-241



PU contribution, being more uniform, reduces with reduced cone-size



LLP signals not affected with reduced cone-size



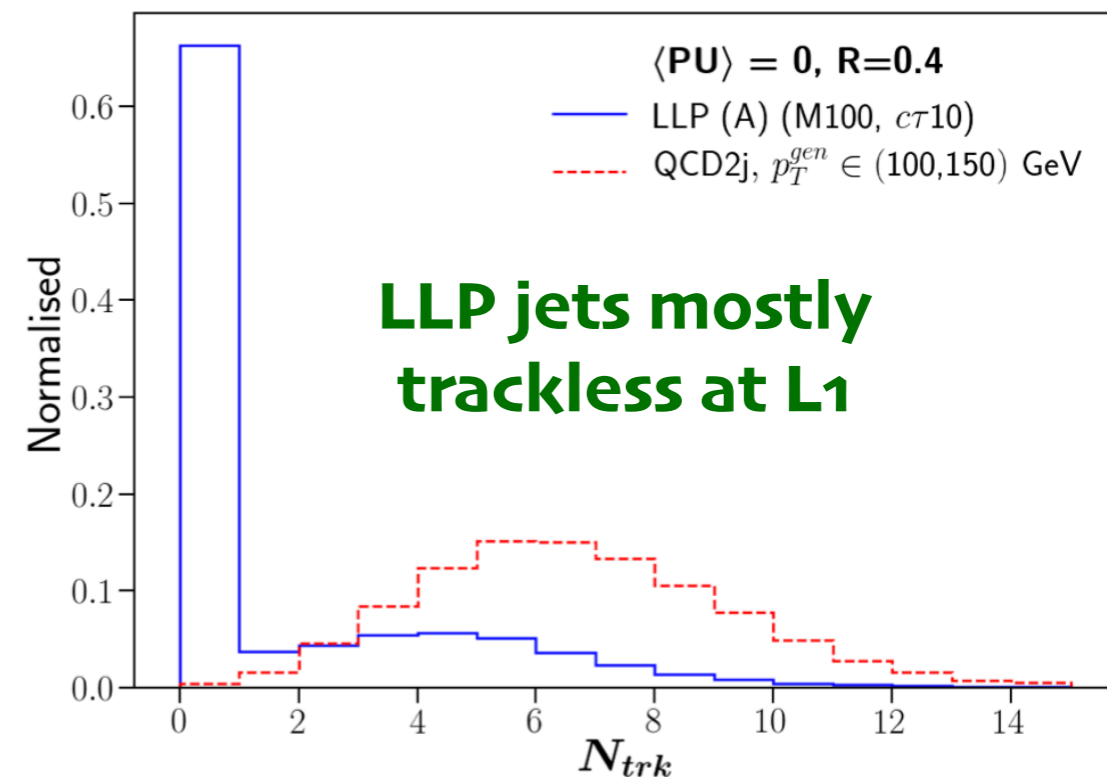
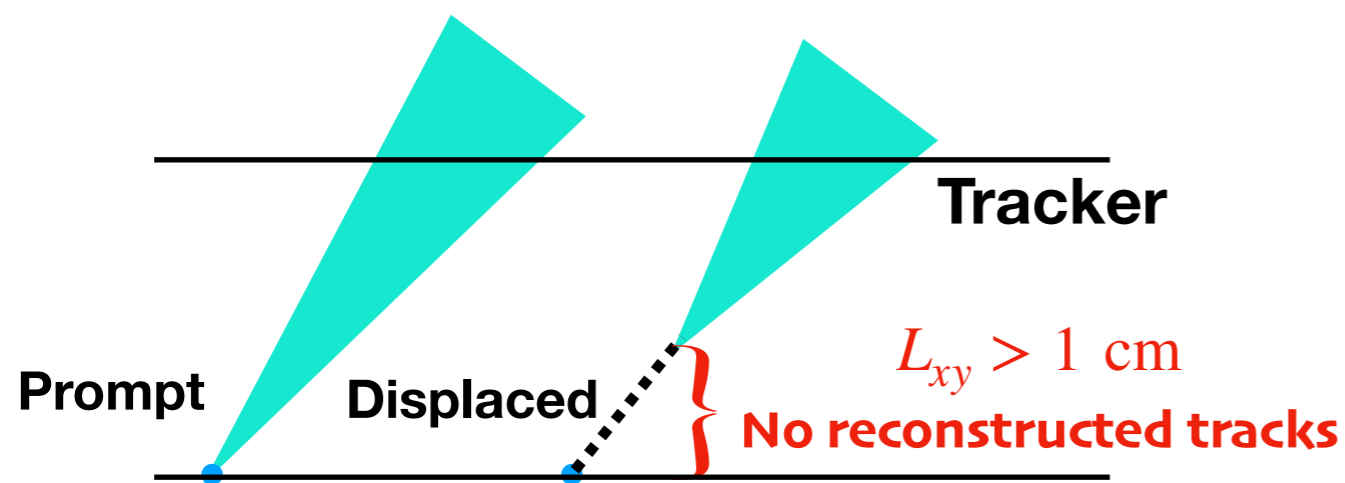
L1 Tracking

L1 track:

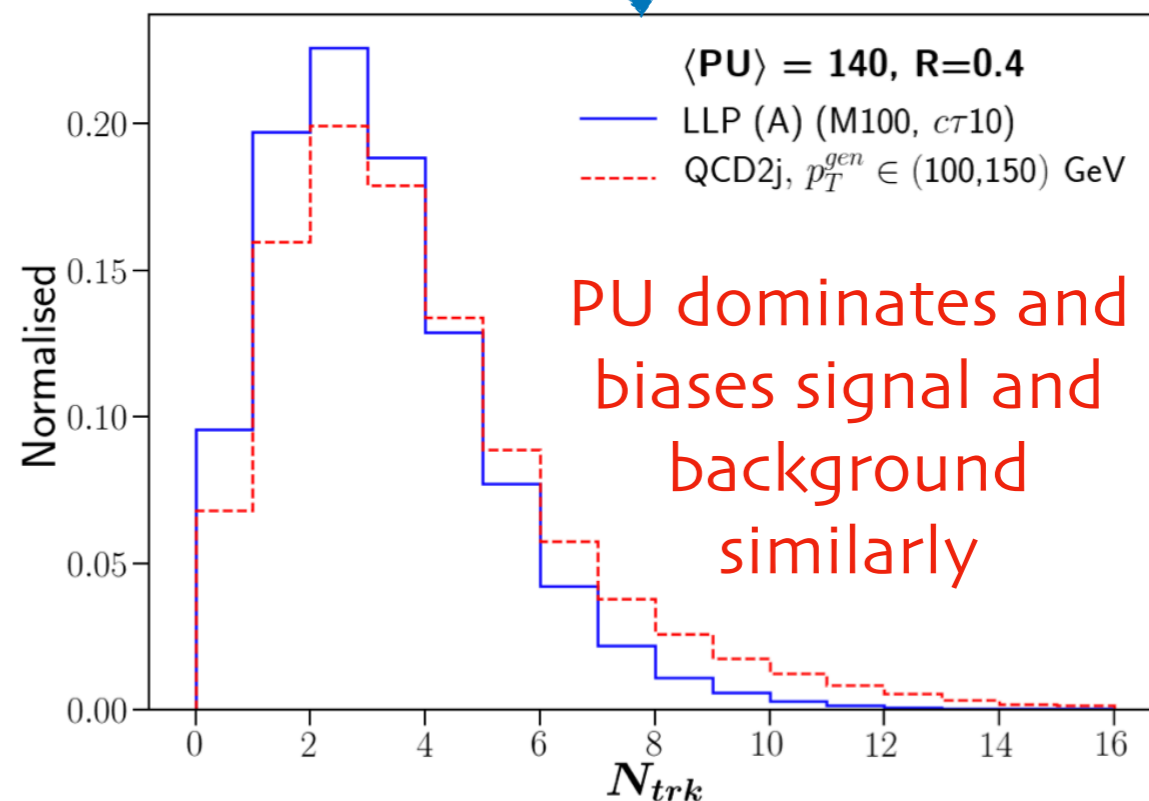
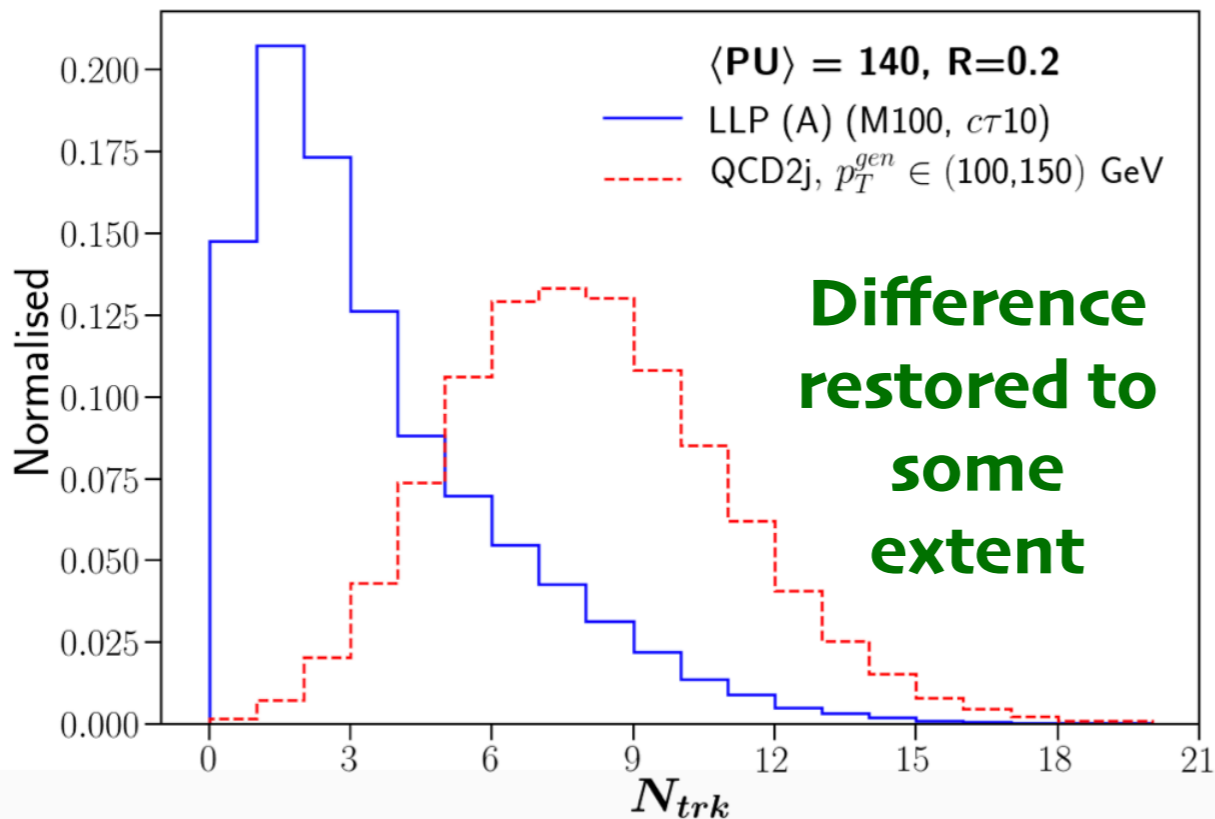
$$p_T > 2 \text{ GeV}, |\eta| < 2.5,$$

$$L_{xy} < 1 \text{ cm}, |z_0| < 30 \text{ cm}$$

T. James, CERN-THESIS-2018-241



Reduce cone-size from $R = 0.4 \rightarrow R = 0.2$

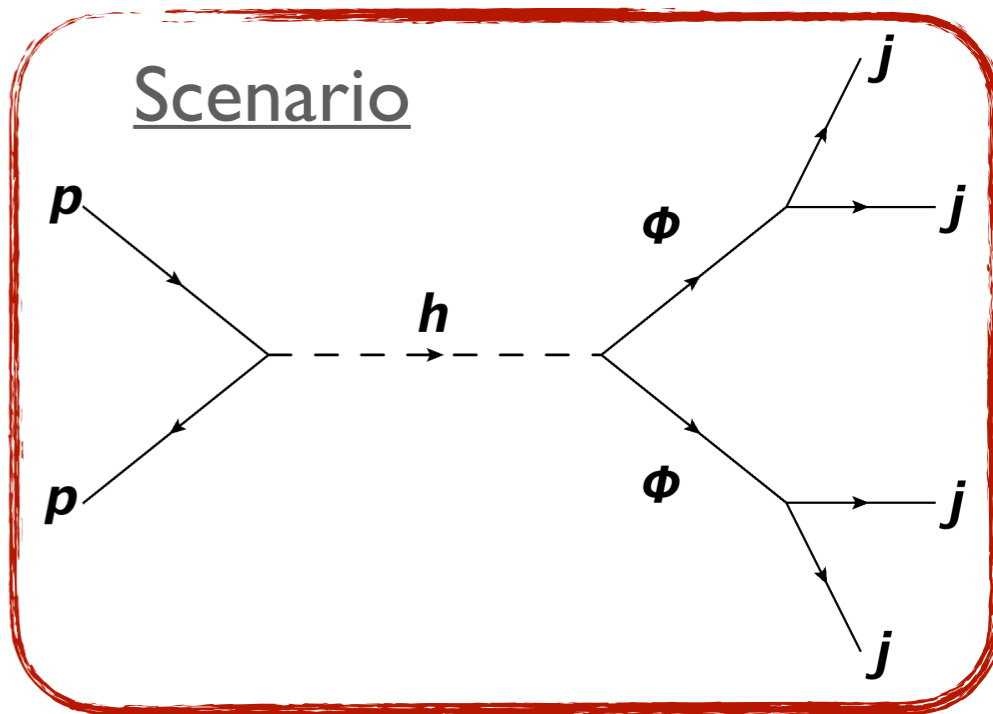
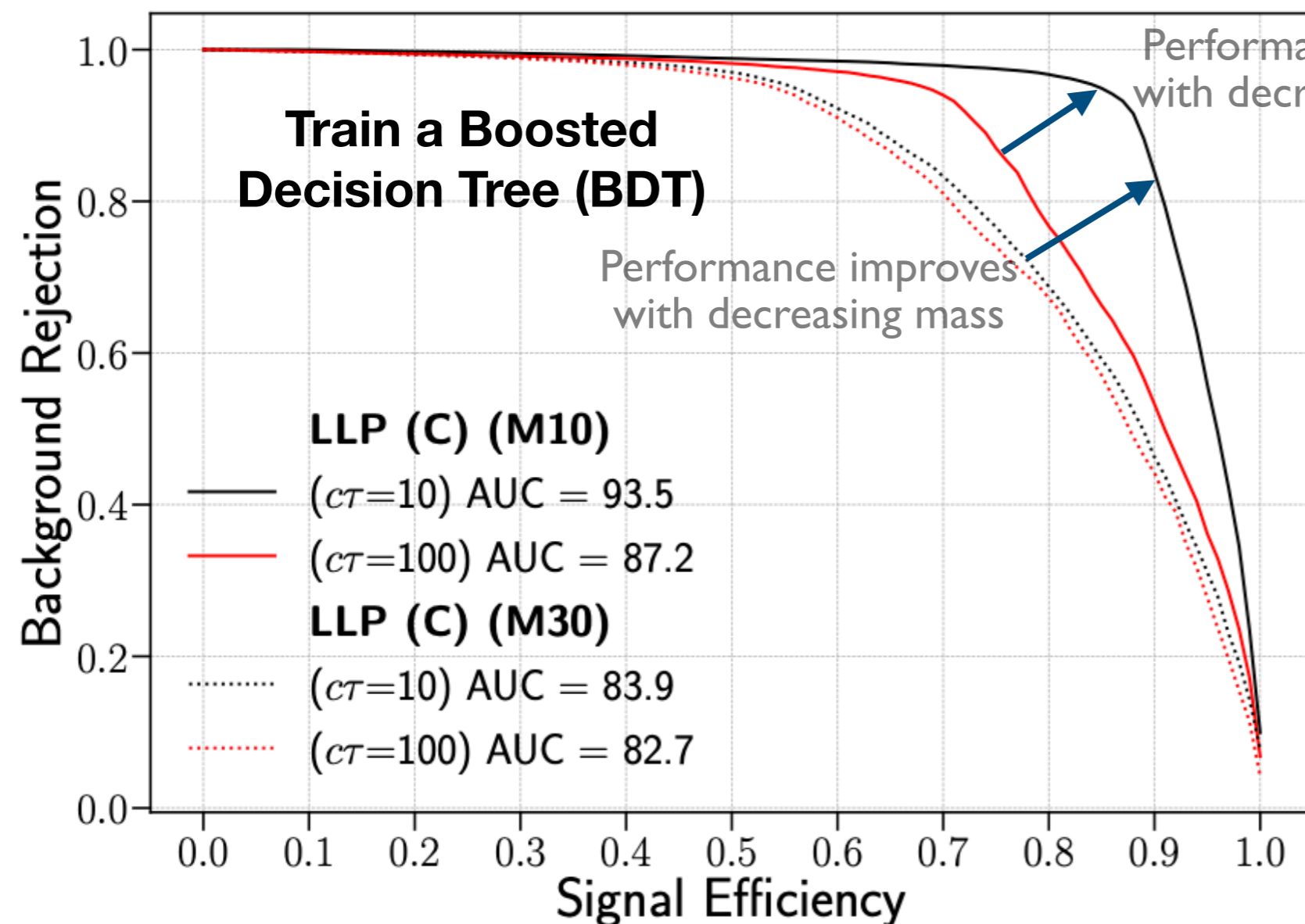


L1 Tracking

Tracking variables:

$$N_{\text{trk}} \mid \sum p_T \mid z_{j_vtx} \mid \Delta z_{j_vtx} \mid p_{T(vtx)}^{\text{miss}} \mid n_{z_{\text{trk_max}}} \mid \Delta z_{\text{trk_max}} \mid \sum p_T^{z_{\text{trk_max}}} \mid \sum p_T^{z_a \neq z_{\text{trk_max}}} \mid \frac{\sum p_T^{z_{\text{trk_max}}}}{\sum p_T} \mid S\left(\frac{|z_i|}{\sum |z_i|}\right) \mid$$

$$S(z_i + 301) \mid S\left(\frac{z_i + 301}{\sum (z_i + 301)}\right) \mid S(p_{T,i}) \mid S\left(\frac{p_{T,i}}{\sum p_{T,i}}\right) \mid \text{Same vars with trks within } \Delta R = 0.2 \mid \frac{N_{\text{trk}}}{N_{\text{trk}}^{(0.2)}} \mid \frac{\sum p_T}{\sum p_T^{(0.2)}}$$



Timing @ MTD

MTD: Timing of charged particles with $p_T > 0.7$ GeV upto $|\eta| = 1.5$; $p > 0.7$ GeV for $1.5 < |\eta| < 3.0$ with 30 ps resolution

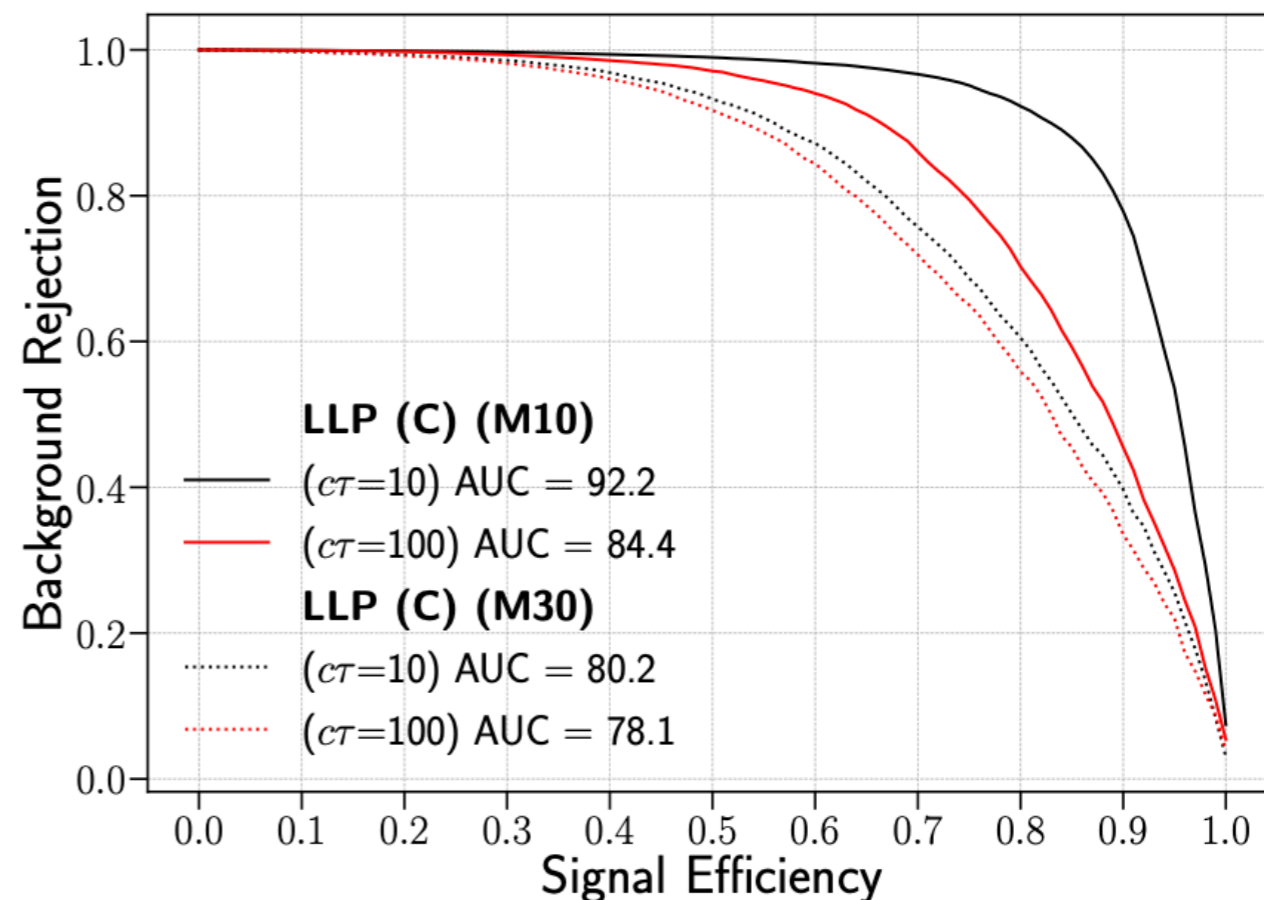
Timing:

- p_T
- η
- $N_{\text{MTD}}^{(0.2)}$
- $T_{\text{Med}}^{(0.2)}$
- $\Delta T_{\text{Med,PV}}^{(0.2)}$
- $N_{\text{MTD}}^{(0.2),\text{NT}}$
- $\Delta T_{\text{Med,PV}}^{(0.2),\text{NT}}$

Decay products of LLPs delayed

Jets - many particles - timing?

Median of the time differences of all particles associated with the jet (within $\Delta R = 0.2$ of the jet axis) w.r.t to photons starting from the reconstructed Primary Vertex (PV)



Will MTD be available at L1?

Regional timing - separately or in combination with L1 track trigger

Applying timing BDT on events passing the tracking BDT score corresponding to 70% bkg rej. (T_2), we can reduce the **background rate by a factor of 4 with little loss in the signal efficiency.**

Timing @ ECAL

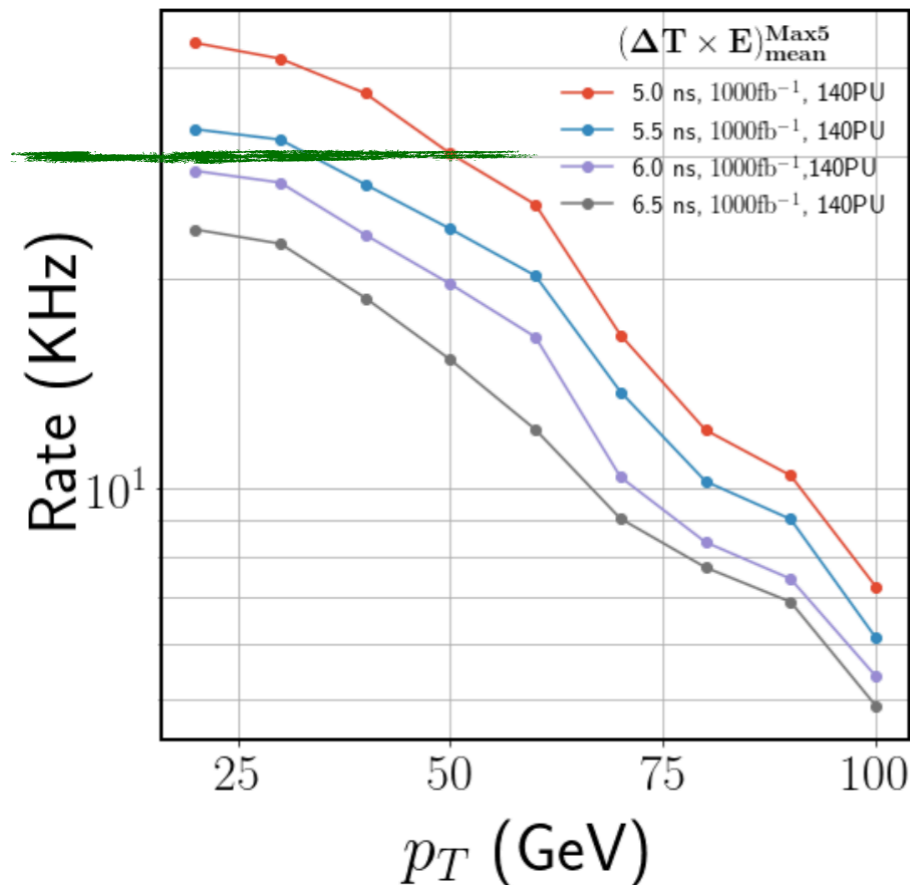
$$\Delta T_{Mean}, \Delta T_{Median}, \Delta T_{RMS}, \Delta T_{Mean}^{Ewt}, \Delta T_{Mean}^{ETwt}, \Delta T_{Mean}^{Max5},$$

$$(\Delta T \times E)_{Mean}^{Max5}, \Delta T_{Mean}^{Max10}, (\Delta T \times E)_{Mean}^{Max10}, \sum \Delta T$$

Spread of vertices in the z and t directions

Degrading resolution with increasing luminosity

LLPs in SM



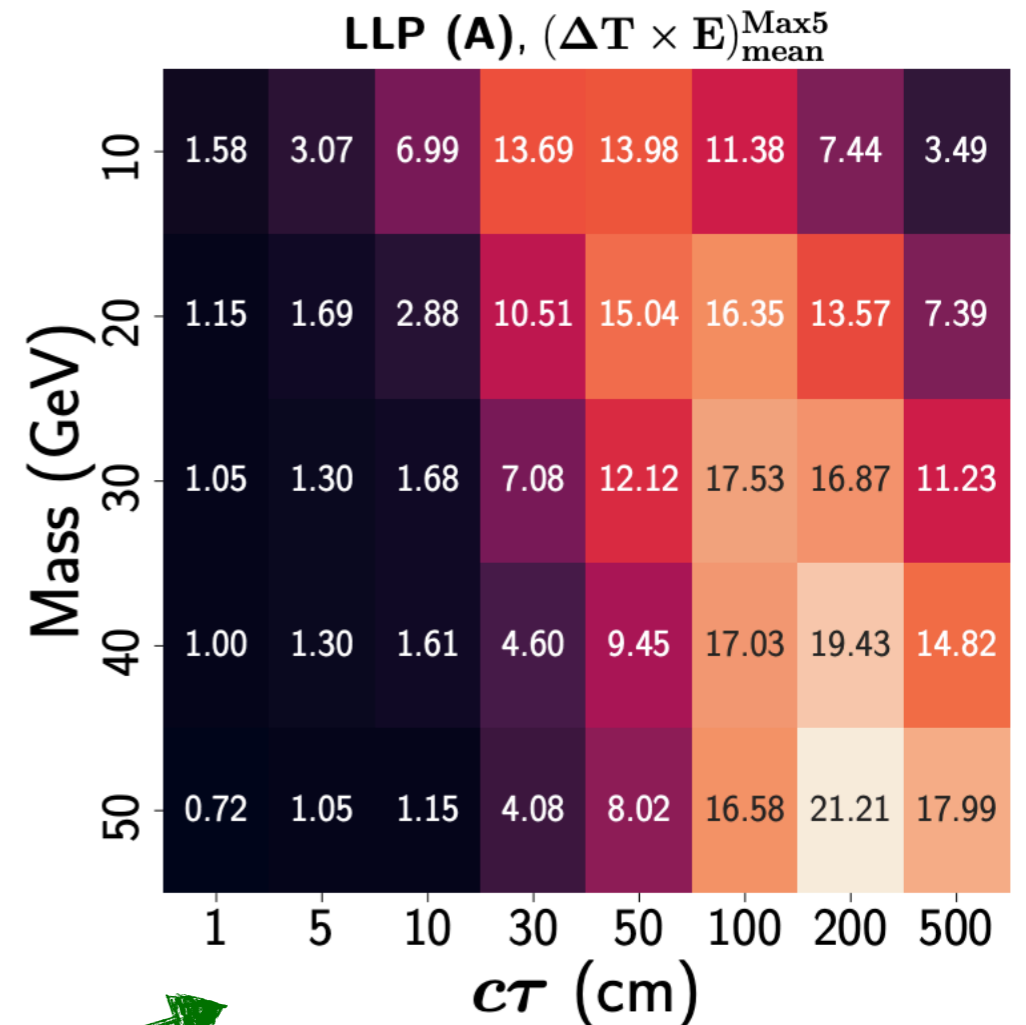
$(\Delta T \times E)_{Mean}^{Max5}$

Average timing of the 5 ECAL crystals having maximum value of $\Delta T \times E$

Select cuts that maintain **30 kHz rate**

Signal efficiency grid demanding at least one jet with $p_T > 35$ GeV

and $(\Delta T \times E)_{Mean}^{Max5} > 5.5$ ns



Inclusion of L1 **displaced tracking** (efficient till $d_0 < 8$ cm) increases sensitivity for low lifetimes

“STITCHING” algorithm to combine QCD dijet background to minimum bias events

K. Ehat'aht et al, arXiv:2106.04360

OUTLINE

○ Motivation

○ LLPs in colliders

 **Specific aspects of LLP searches in colliders**

■ Triggering

■ Searches in **main collider detectors**

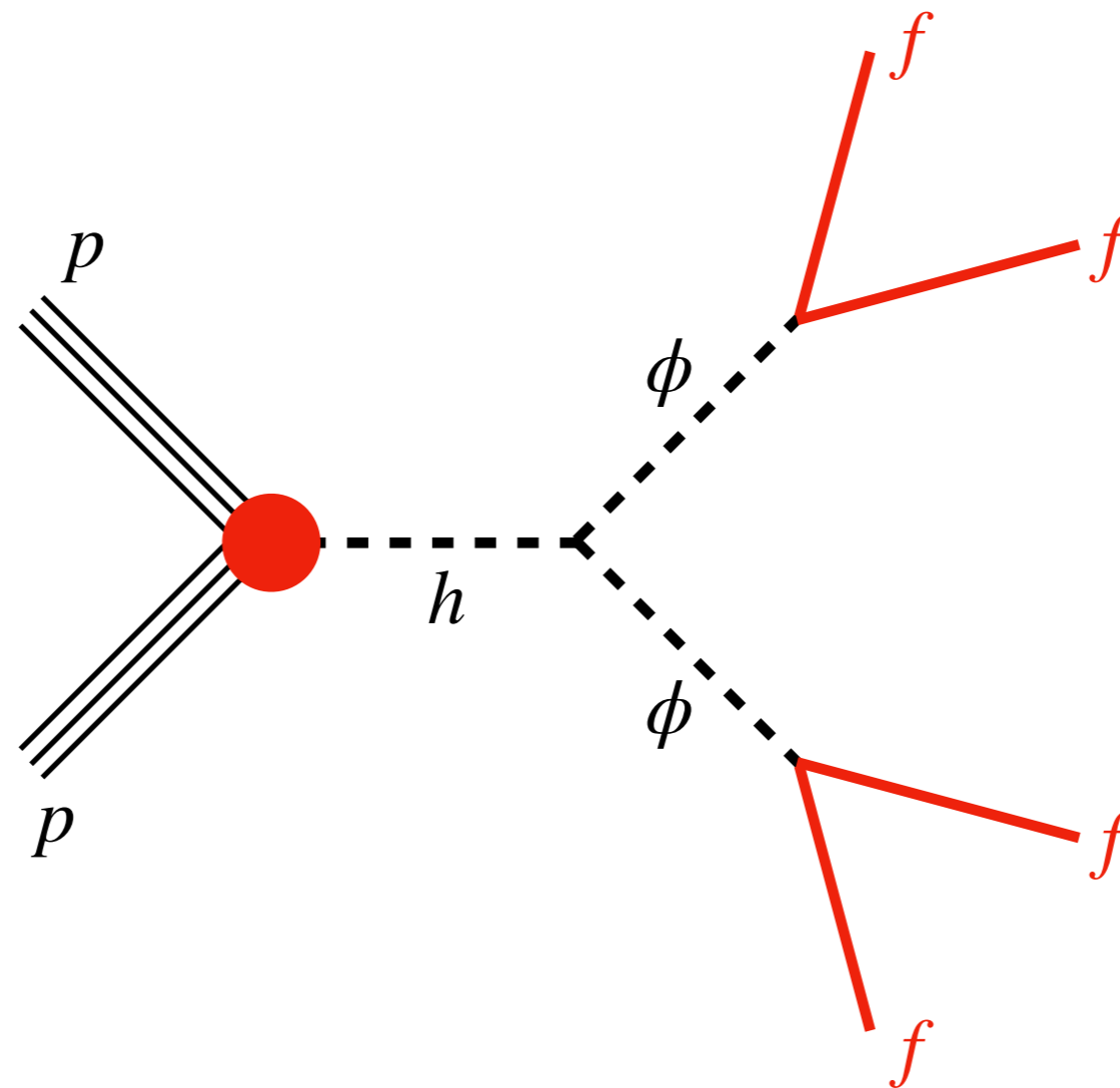
■ **Dedicated detectors**

■ Machine Learning and LLPs

■ Parameter estimation of LLPs

Scalar LLPs from Higgs Boson Decay

ϕ : Long-lived mediator



? Production: From the decay of SM Higgs boson

? Decay: SM particles through mixing with SM Higgs boson, $\sin\theta$

Where to look for the LLPs?

Biplab Bhattacharjee, Shigeki Matsumoto, RS, [arXiv:2111.02437](https://arxiv.org/abs/2111.02437), PRD xxx, xxxxxx (2022)

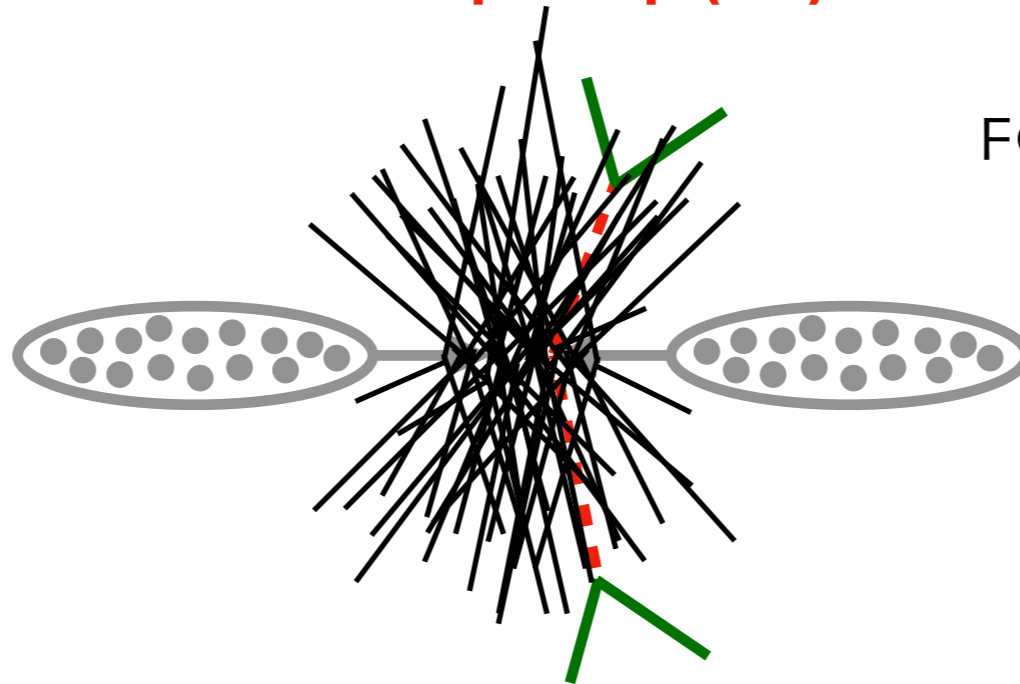
Q: – Prospect of HL-LHC/FCC-hh?

Issue of pile-up (PU)

HL-LHC: High Luminosity LHC
14 TeV, 3 ab⁻¹

FCC: Future Circular Collider
100 TeV, 30 ab⁻¹

to increase luminosity,
number of protons per
bunch increased



**Increased Luminosity
= Increased pile-up**

HL-LHC - 140/200 mean PU interactions per bunch crossing expected

Interaction Point (IP) ★

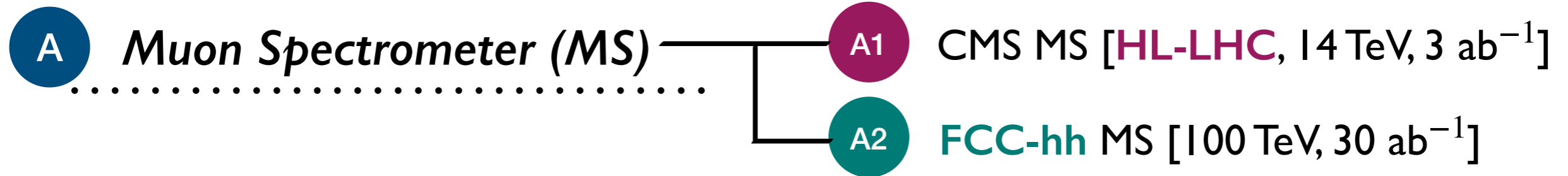
Tracker

ECAL

HCAL

MS ✓

Where to look for the LLPs?



- Least affected by PU - farthest detector from the IP
- Large decay volume - compensates for its distance from the IP
- Sensitive to multiple decay modes

How do particles other than muons look in the MS?

ATLAS

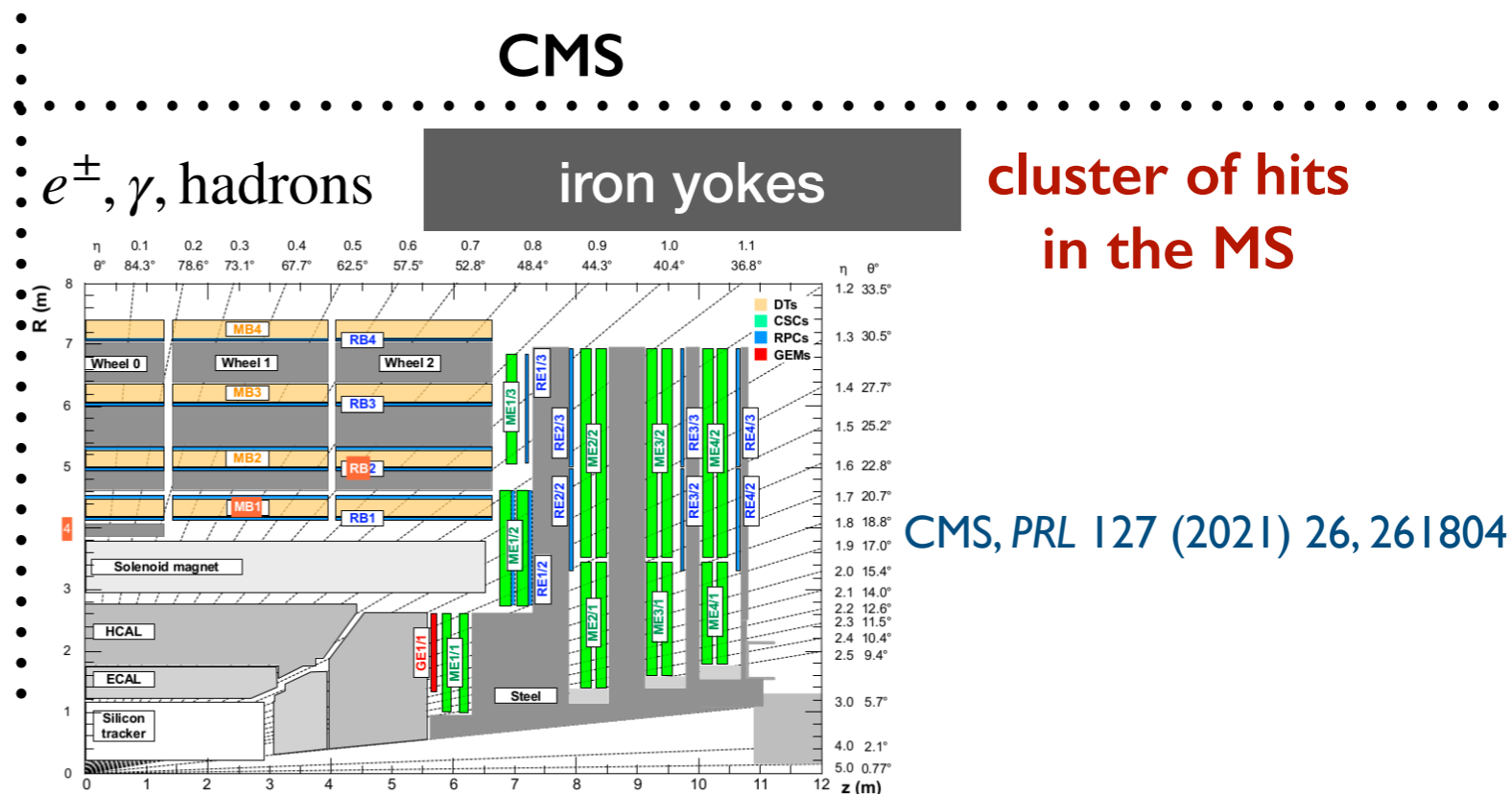
CMS

displaced vertices in the MS

ATLAS, PRD 99 no. 5, (2019) 052005

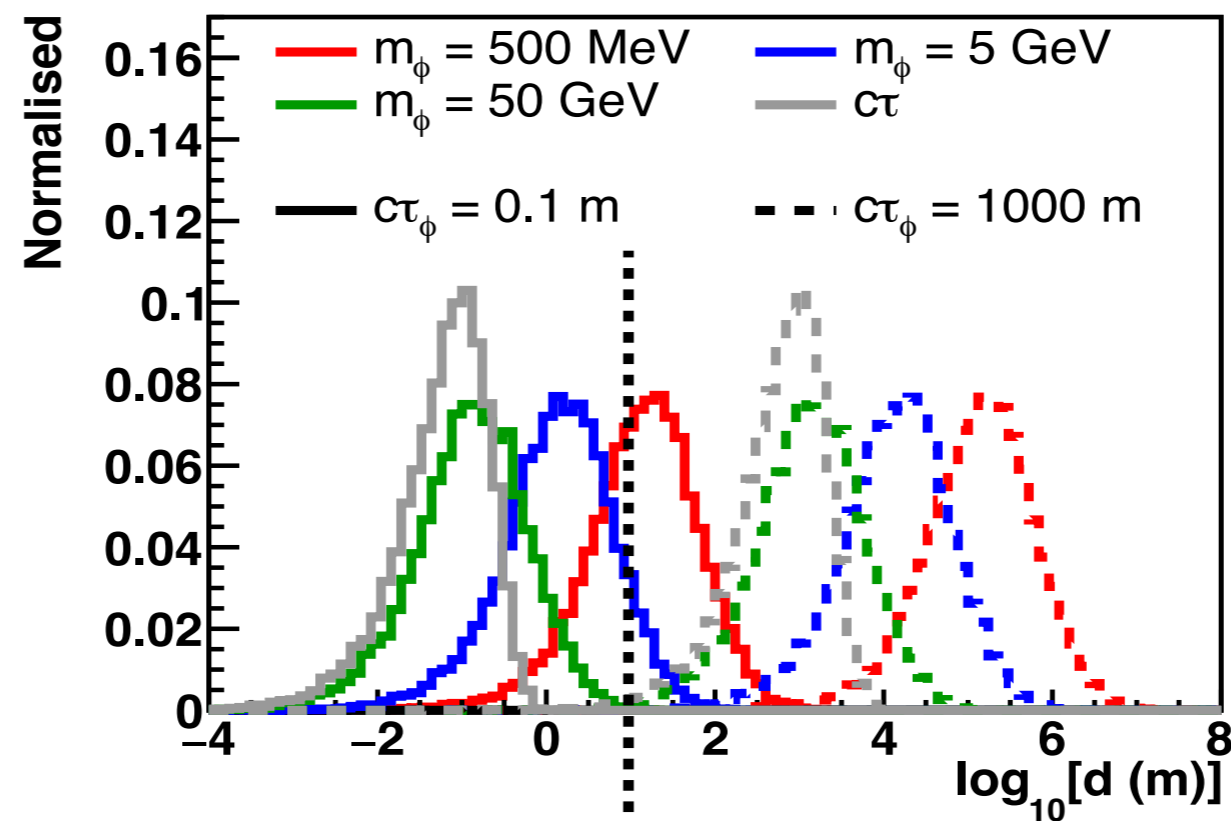
ATLAS, PRD 101 no. 5, (2020) 052013

ATLAS, ATL-PHYS-PUB-2019-002



CMS, PRL 127 (2021) 26, 261804

Where to look for the LLPs?



Distribution of decay length in the lab frame, $d = \beta\gamma c\tau$

ATLAS and CMS main detectors can probe

after $\mathcal{O}(10)$ m, ATLAS and CMS main detectors lose sensitivity

B

Dedicated **transverse** LLP detectors

mostly centrally produced in Higgs decays - especially lighter LLPs

B1

MATHUSLA and CODEX-b [HL-LHC, 14 TeV]

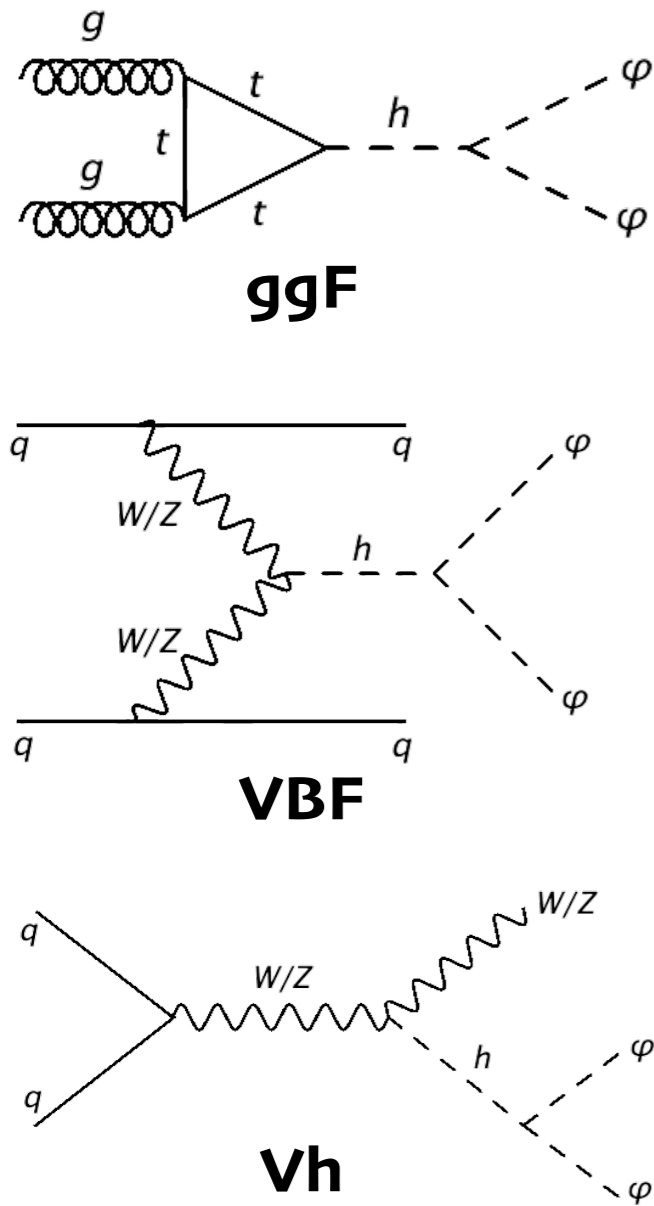
B2

DELIGHT [FCC-hh, 100 TeV, 30 ab^{-1}]

**New Proposal
This work**

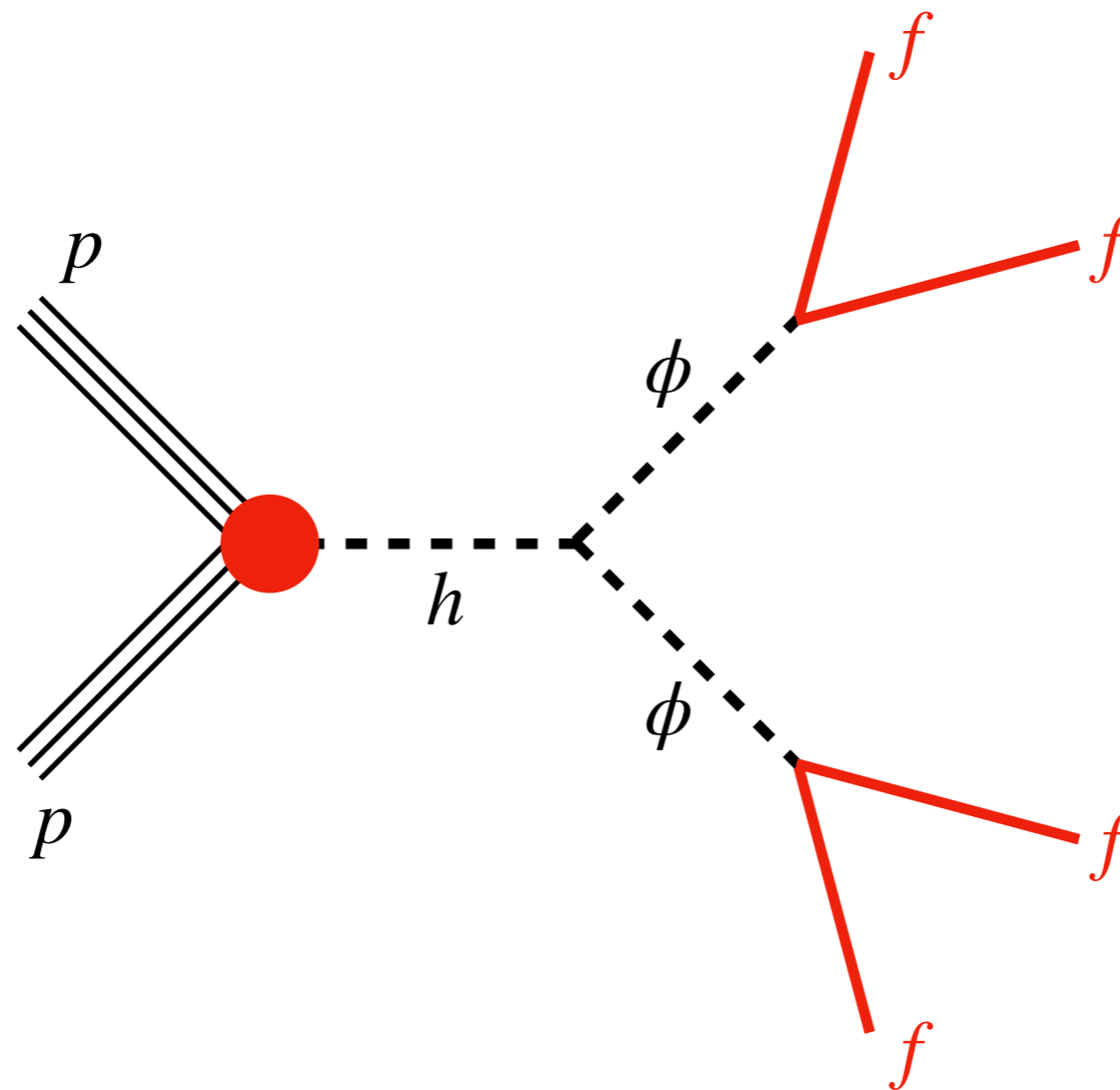
Analysis Strategy for Decays in MS

Production



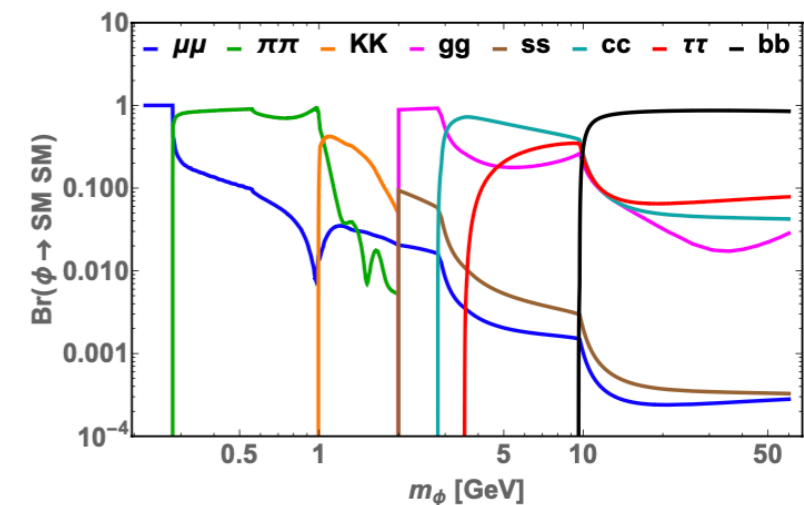
Prompt objects
associated with
production

Decay



$\mu^+ \mu^-$	$s\bar{s}$
$\pi^+ \pi^-$	$c\bar{c}$
$K^+ K^-$	$\tau^+ \tau^-$
gg	$b\bar{b}$

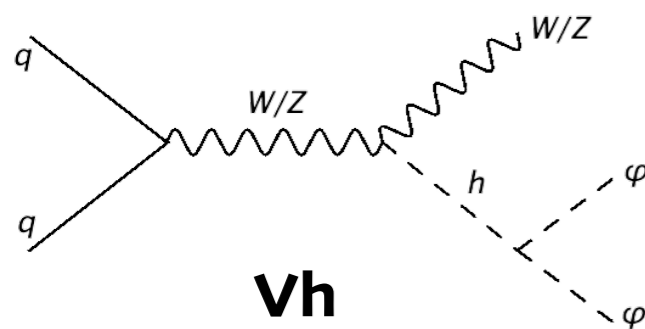
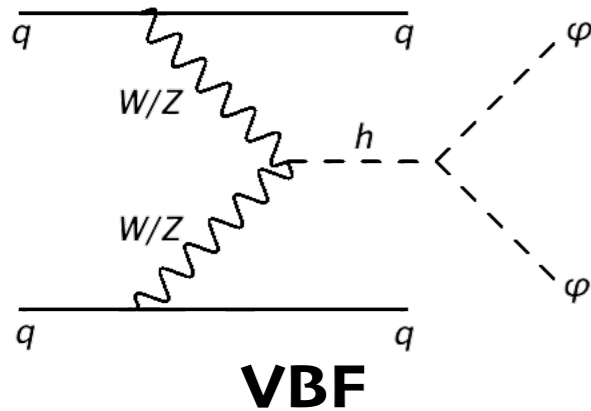
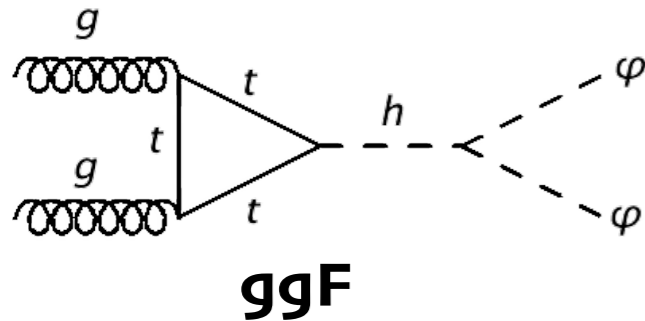
Branching Fraction



Displaced objects
from the LLP
decay

Analysis Strategy for Decays in MS

Production



Prompt objects
associated with
production

Selection cuts on **PROMPT OBJECTS** prompt jets, electrons, muons

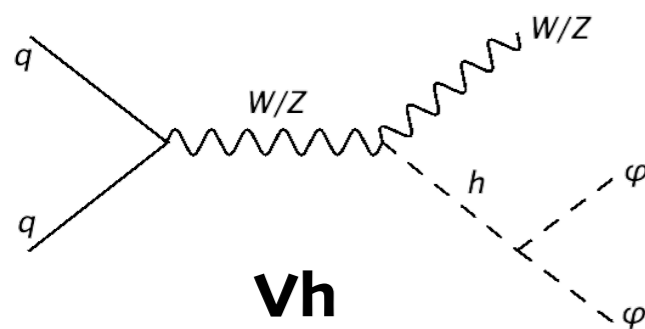
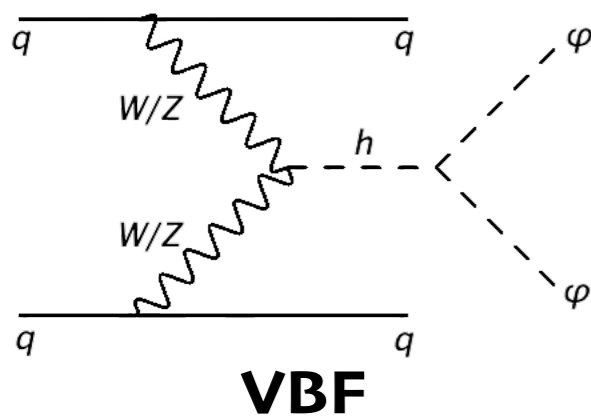
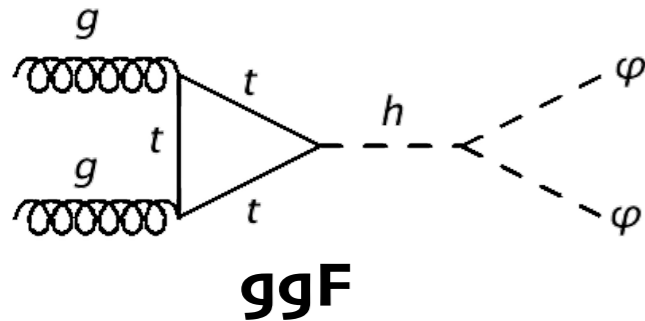
Trigger	In P_{Mode}^H	
Single jet	$p_T^j > 180 \text{ GeV}, \eta_j < 2.4.$	} ggF, VBF, Vh-jet
Di-jet	$p_T^j > 112 \text{ GeV}, \eta_j < 2.4, \Delta\eta < 1.6.$	
VBF jet	$p_T > 70 \text{ GeV}$ for Leading jet, $p_T > 40 \text{ GeV}$ for Sub-leading jet, $ \eta_j < 5, \eta_{j_1} \times \eta_{j_2} < 0, \Delta\eta > 4.0,$ $\Delta\phi < 2.0,$ $m_{jj} > 1000 \text{ GeV}.$	
Single electron	$p_T^e > 36 \text{ GeV}, \eta < 2.4.$	} Vh-lep
Double electron	$p_T^{e_1} > 25 \text{ GeV}, p_T^{e_2} > 12 \text{ GeV}, \eta < 2.4.$	
Single muon	$p_T^\mu > 22 \text{ GeV}, \eta < 2.4.$	
Double muon	$p_T^{\mu_1} > 15 \text{ GeV}, p_T^{\mu_2} > 7 \text{ GeV}, \eta < 2.4.$	

P^H : Hard set of cuts on prompt objects
cuts from Phase-II CMS LI trigger menu

CMS-TDR-021

Analysis Strategy for Decays in MS

Production



Prompt objects
associated with
production

Selection cuts on PROMPT OBJECTS

prompt jets, electrons, muons

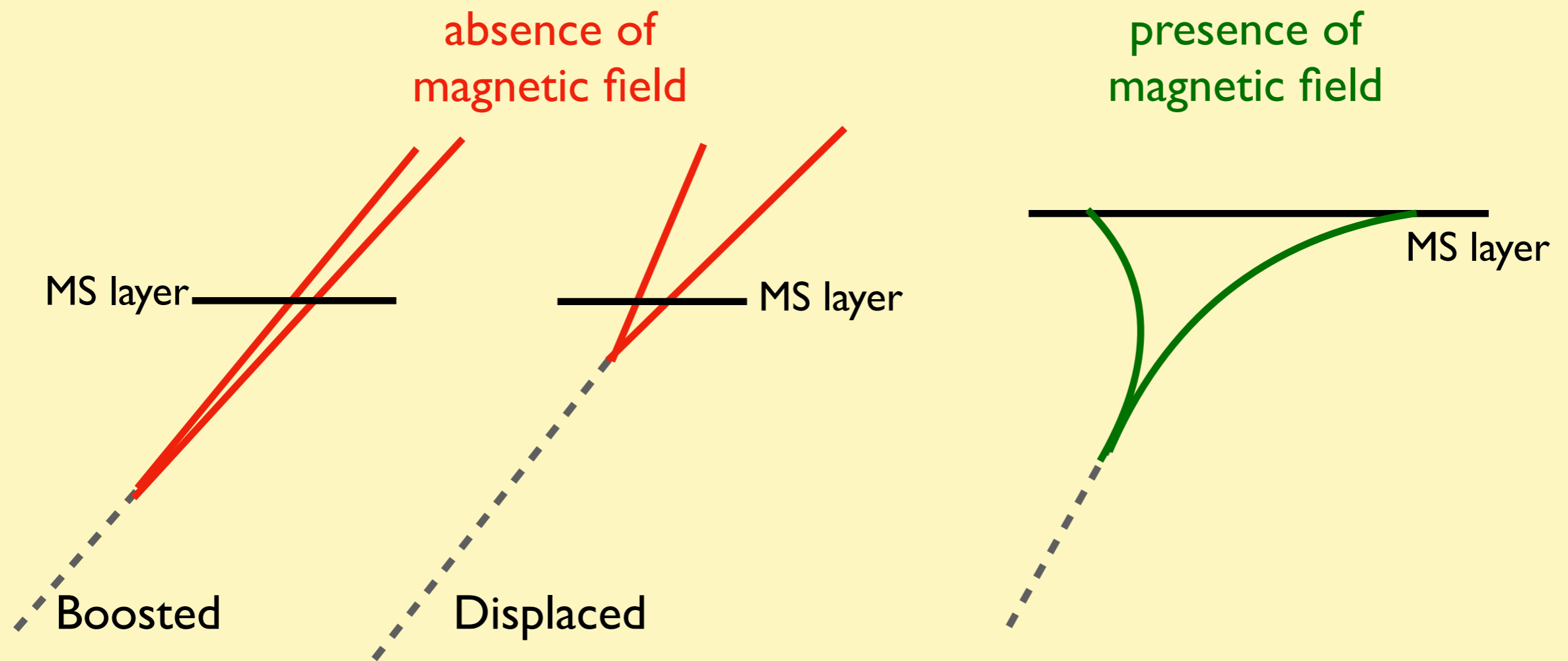
Trigger	In P_{Mode}^H	In P_{Mode}^S	
Single jet	$p_T^j > 180 \text{ GeV}, \eta_j < 2.4.$	$p_T^j > 90 \text{ GeV}, \eta_j < 2.4.$	} ggF, VBF, Vh-jet
Di-jet	$p_T^j > 112 \text{ GeV}, \eta_j < 2.4, \Delta\eta < 1.6.$	$p_T^j > 90 \text{ GeV}, \eta_j < 2.4, \Delta\eta < 1.6.$	
VBF jet	$p_T > 70 \text{ GeV}$ for Leading jet, $p_T > 40 \text{ GeV}$ for Sub-leading jet, $ \eta_j < 5, \eta_{j_1} \times \eta_{j_2} < 0, \Delta\eta > 4.0,$ $\Delta\phi < 2.0,$ $m_{jj} > 1000 \text{ GeV}.$	$p_T > 60 \text{ GeV}$ for Leading jet, $p_T > 30 \text{ GeV}$ for Sub-leading jet, $ \eta_j < 5, \eta_{j_1} \times \eta_{j_2} < 0, \Delta\eta > 4.0,$ $\Delta\phi < 2.0,$ $m_{jj} > 500 \text{ GeV}.$	
Single electron	$p_T^e > 36 \text{ GeV}, \eta < 2.4.$	$p_T^e > 18 \text{ GeV}, \eta < 2.4.$	} Vh-lep
Double electron	$p_T^{e_1} > 25 \text{ GeV}, p_T^{e_2} > 12 \text{ GeV}, \eta < 2.4.$	$p_T^{e_1} > 12 \text{ GeV}, p_T^{e_2} > 12 \text{ GeV}, \eta < 2.4.$	
Single muon	$p_T^\mu > 22 \text{ GeV}, \eta < 2.4.$	$p_T^\mu > 11 \text{ GeV}, \eta < 2.4.$	
Double muon	$p_T^{\mu_1} > 15 \text{ GeV}, p_T^{\mu_2} > 7 \text{ GeV}, \eta < 2.4.$	$p_T^{\mu_1} > 7 \text{ GeV}, p_T^{\mu_2} > 7 \text{ GeV}, \eta < 2.4.$	

PS : Soft set of cuts on prompt objects
assuming thresholds on prompt objects can be
reduced in the presence of displaced activity in
the MS

Analysis Strategy for Decays in MS

CMS: Magnetic field till MS (changes sign after HCAL and reduced in magnitude from 3.8 T to 0.5 T)

Delphes (fast detector simulation): Magnetic field till Tracker



Implemented magnetic field till muon spectrometer in Delphes for correct $\Delta\phi$ – important in boosted and displaced cases

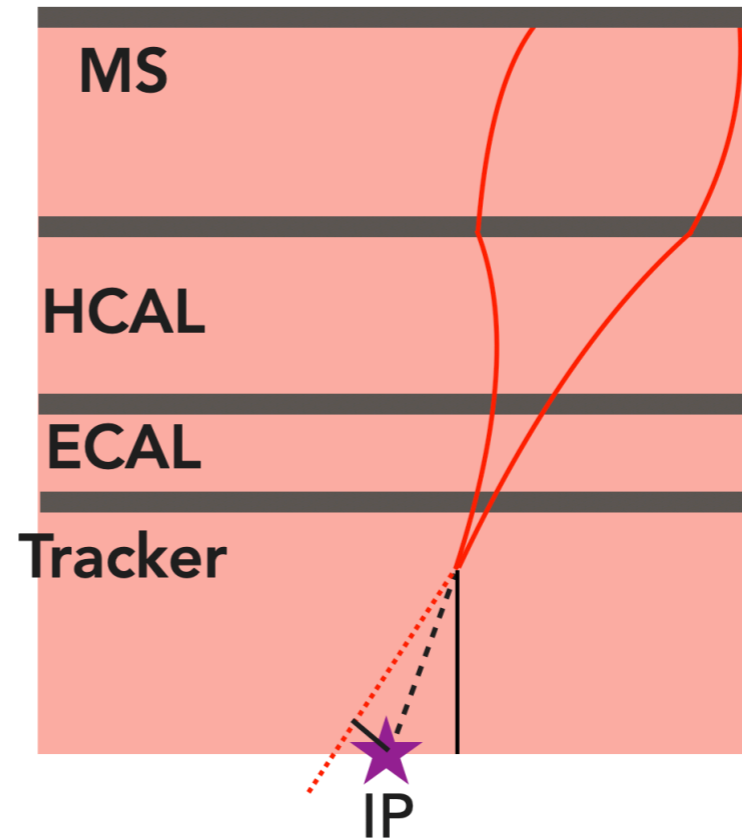
Delta R

Analysis Strategy for Decays in MS

Selection cuts on DISPLACED OBJECTS

Displaced muons

	D_{μ}^H <i>hard</i>	D_{μ}^S <i>soft</i>
Muons	$p_T^{\mu} > 20 \text{ GeV}$	$p_T^{\mu} > 10 \text{ GeV}$
	$n_{\mu} \geq 2$	$n_{\mu} \geq 2$
	$ \eta^{\mu} < 2.8$	$ \eta^{\mu} < 2.8$
	$ d_0^{\mu} > 2 \text{ mm}$	$ d_0^{\mu} > 2 \text{ mm}$
Muon pair from the same dSV	$d_T > 1 \text{ cm}$	$d_T > 1 \text{ cm}$
	$d_T < 6 \text{ m} \ \& \ d_z < 9 \text{ m}$	$d_T < 6 \text{ m} \ \& \ d_z < 9 \text{ m}$
	$\Delta\phi_{\mu\mu} > 0.01$	$\Delta\phi_{\mu\mu} > 0.01$
Event	$n_{vtx} \geq 1 \ \text{or} \ n_{vtx} = 2$	$n_{vtx} \geq 1 \ \text{or} \ n_{vtx} = 2$



Decay

$\mu^+ \mu^-$

$\pi^+ \pi^-$

$K^+ K^-$

$\tau^+ \tau^-$

gg

$s\bar{s}$

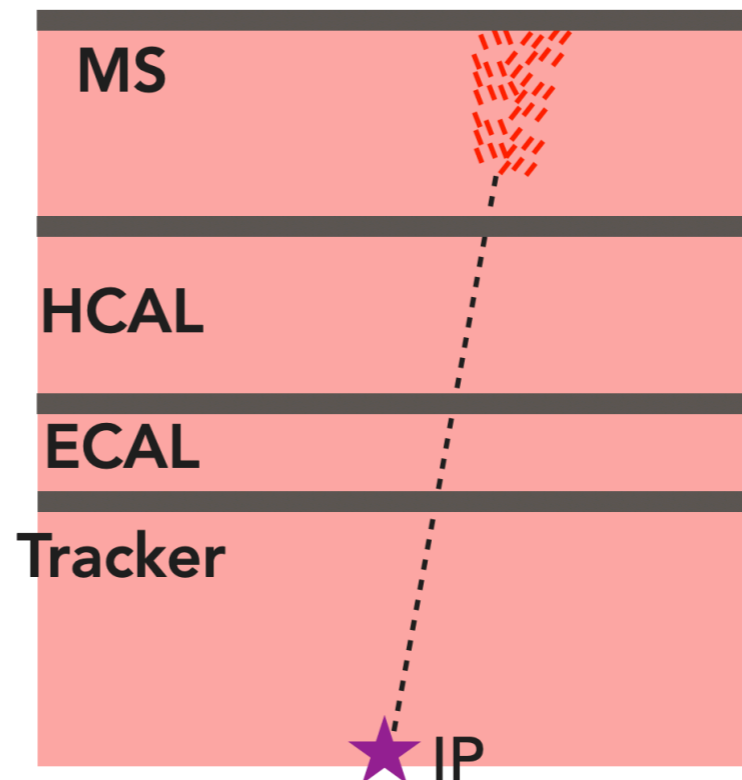
$c\bar{c}$

$b\bar{b}$

Displaced objects
from the LLP
decay

MS cluster

	D_{jets}^H <i>hard</i>	D_{jets}^S <i>soft</i>
Electrons, photons, hadrons	$p_T > 0.5 \text{ GeV}$	$p_T > 0.5 \text{ GeV}$
	$ \eta < 2.8$	$ \eta < 2.8$
MS cluster from same dSV (< 1 cm)	$d_T > 4 \text{ m} \ \text{or} \ d_z > 7 \text{ m}$	$d_T > 4 \text{ m} \ \text{or} \ d_z > 7 \text{ m}$
	$d_T < 6 \text{ m} \ \text{and} \ d_z < 9 \text{ m}$	$d_T < 6 \text{ m} \ \text{and} \ d_z < 9 \text{ m}$
	$n_{dSV}^{ch} \geq 5$	$n_{dSV}^{ch} \geq 3$
	$\sum p_{T,dSV} > 50 \text{ GeV}$	$\sum p_{T,dSV} > 20 \text{ GeV}$
	$\Delta\phi_{max} > 0.2$	$\Delta\phi_{max} > 0.1$
Event	$n_{cluster} \geq 1, \ n_{cluster} = 2$	$n_{cluster} \geq 1, \ n_{cluster} = 2$



Analysis Strategy for Decays in MS

Combination of cuts using hard and soft selections on prompt and displaced objects

$$P^H \times D^S$$

(≥ 1 vtx)

harder set of cuts on the prompt objects
allows to relax cuts on displaced objects

$$P^S \times D^S$$

(≥ 1 vtx)

cuts on the prompt & displaced objects relaxed \Rightarrow
combination expected to keep backgrounds in control

**CMS MS @
HL-LHC**

Observation of 50
events required

Backgrounds

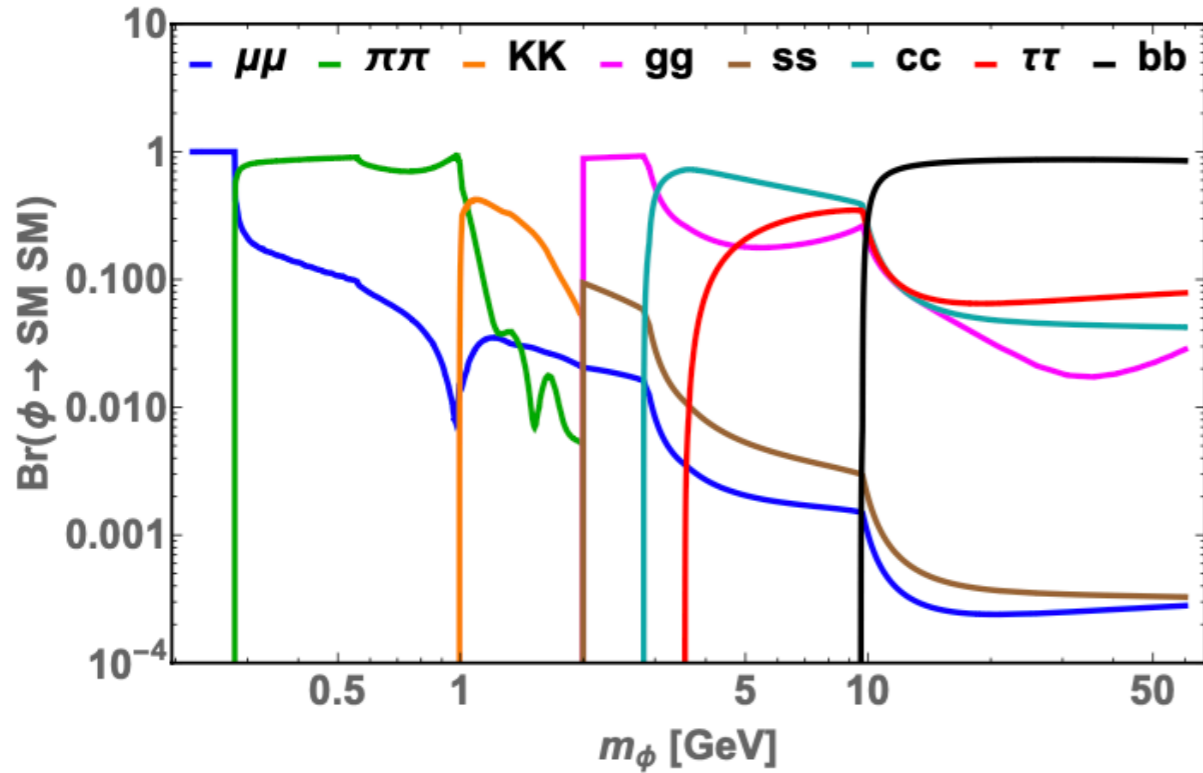
$$\text{Br}(h \rightarrow \phi\phi) \times \text{Br}(\phi \rightarrow \mu^+\mu^-)$$

$< 3.1 \times 10^{-6}$
for $m_\phi = 60 \text{ GeV}, c\tau = 0.5 \text{ m}$

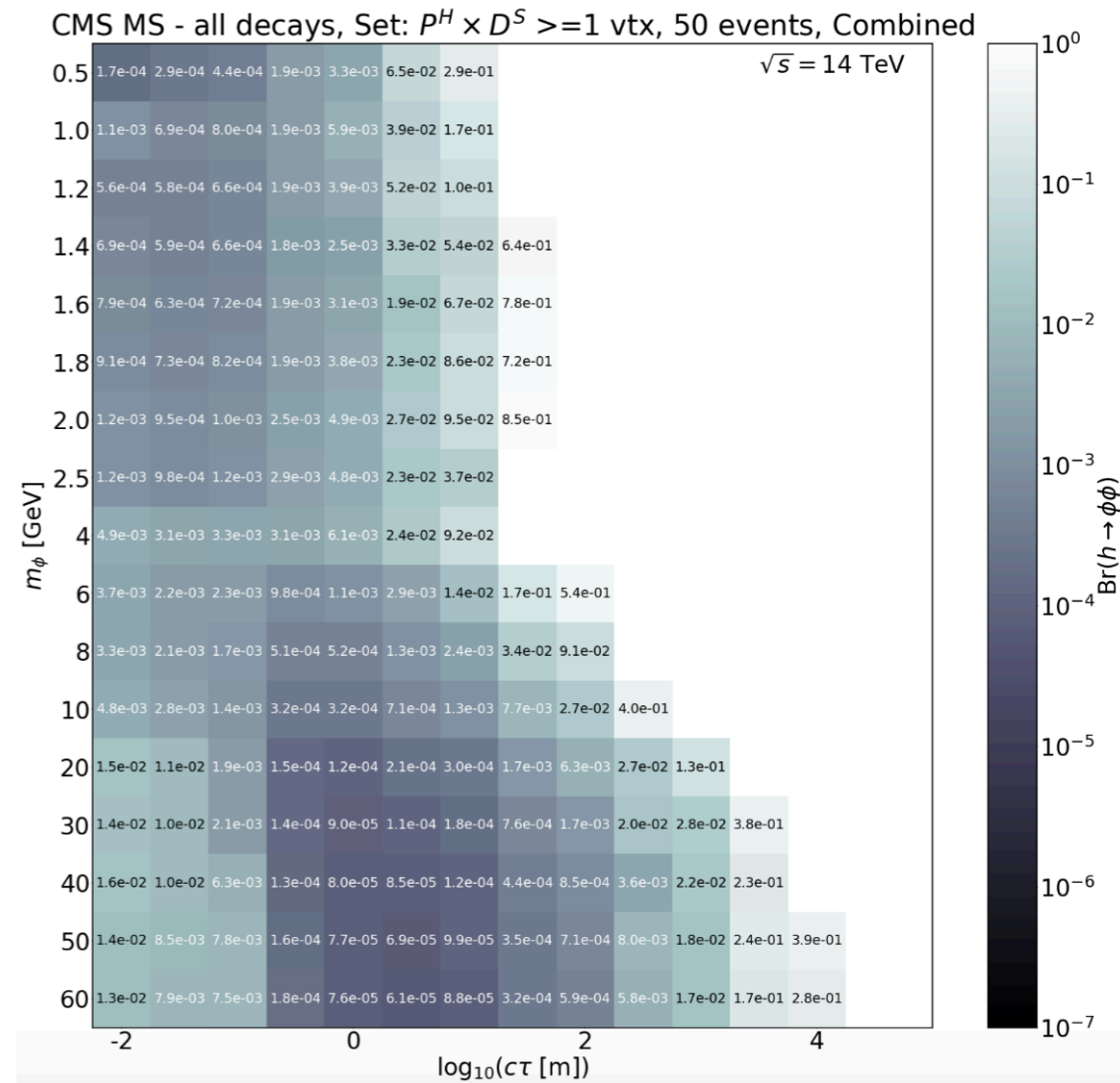
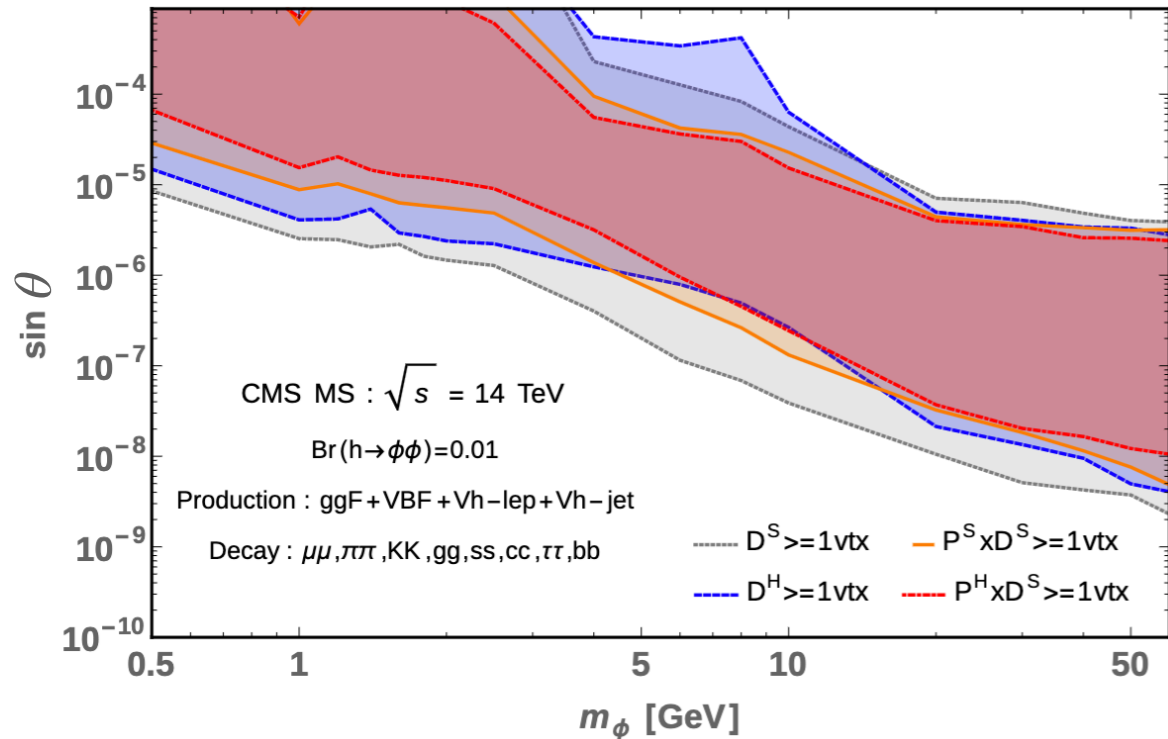
$$\text{Br}(h \rightarrow \phi\phi) \times \text{Br}(\phi \rightarrow b\bar{b})$$

$< 1.7 \times 10^{-5}$
for $m_\phi = 60 \text{ GeV}, c\tau = 5 \text{ m}$

Muon Spectrometer only analysis - sensitive to higher decay lengths



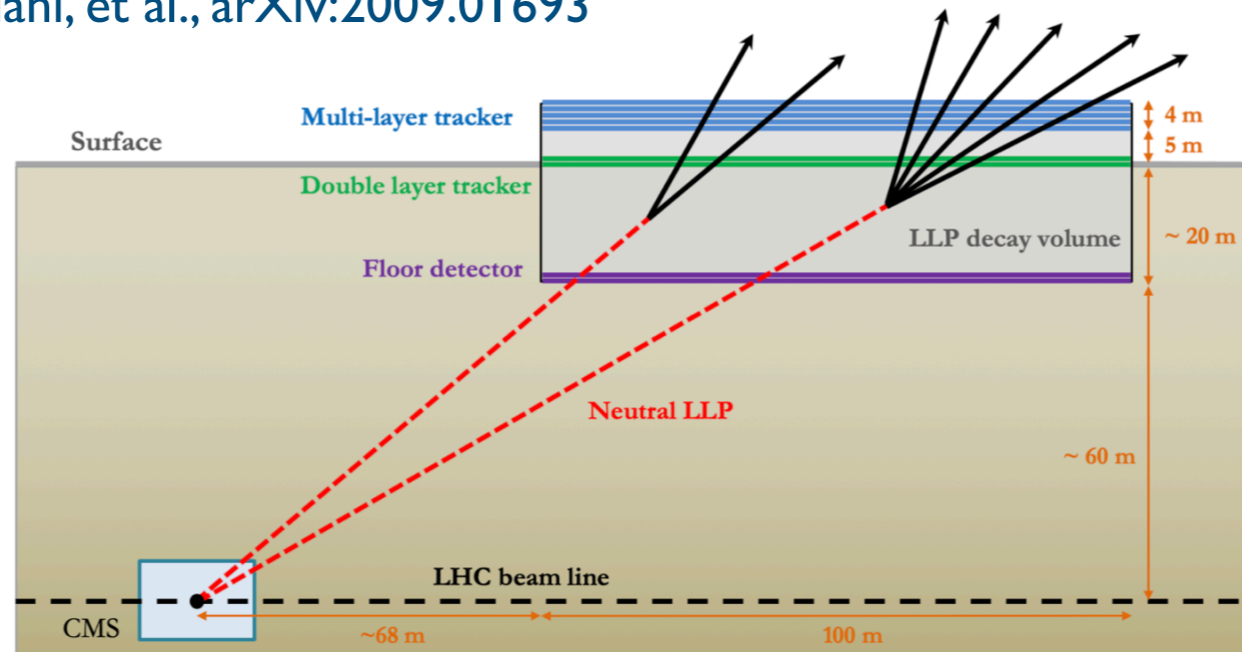
combined as per branching of minimal model



for fixed value of $Br(h \rightarrow \phi\phi)$,
translated limit on $c\tau$ to limit on $\sin\theta$

B1 MATHUSLA and CODEX-b

Cristiano Alpigiani, et al., arXiv:2009.01693



BACKGROUND FREE!
observation of few events (~4)
enough to claim discovery

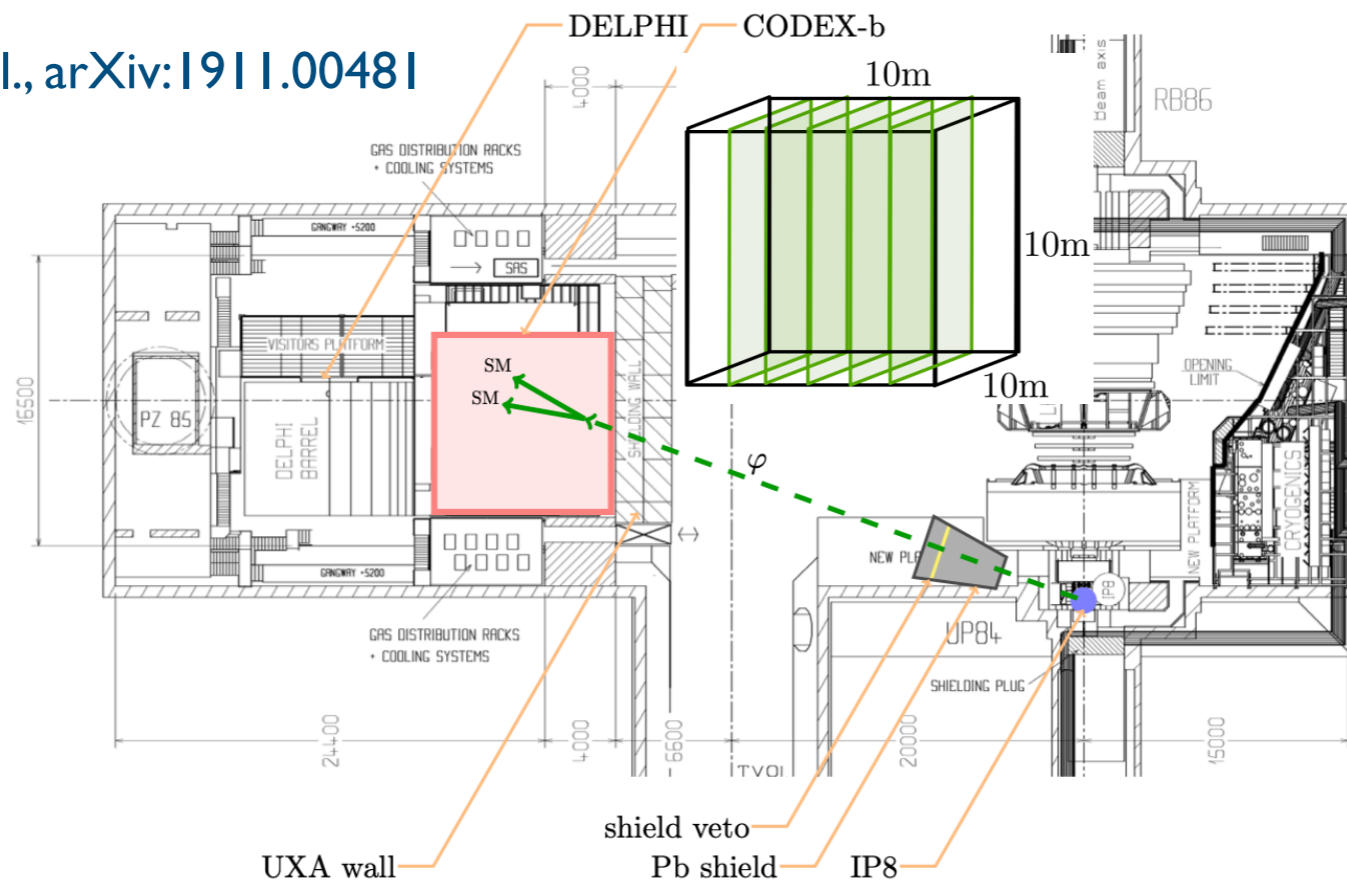
validated and extended
 analysis for our benchmarks

CODEX-b, $10 \times 10 \times 10 \text{ m}^3$
 300 fb^{-1}
 (0.5 GeV, 3.3×10^{-4} , 0.5 m)
 (50 GeV, 5.3×10^{-4} , 50 m)

CODEX-b, $20 \times 10 \times 10 \text{ m}^3$
 1000 fb^{-1}
 (0.5 GeV, 7.0×10^{-5} , 0.5 m)
 (50 GeV, 1.1×10^{-4} , 50 m)

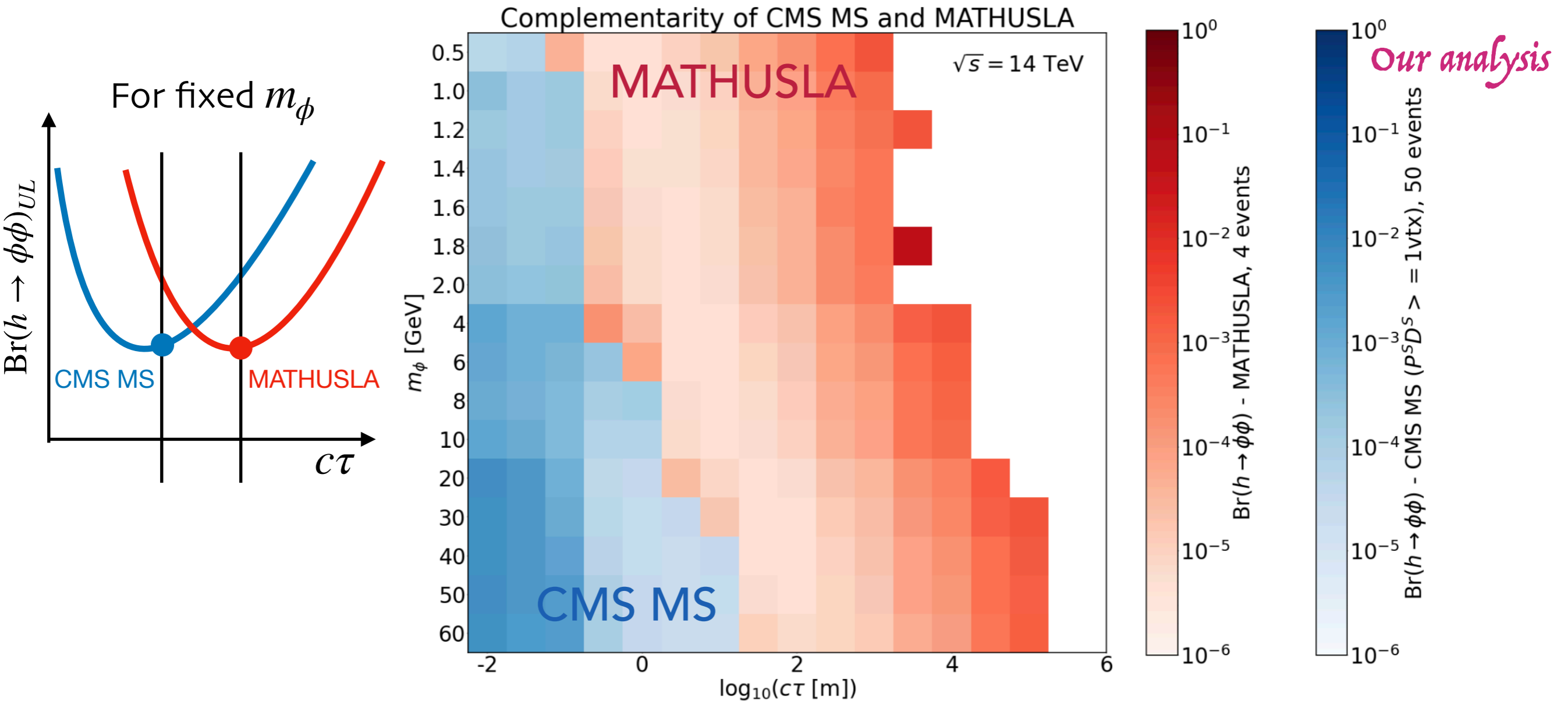
MATHUSLA,
 $100 \times 100 \times 25 \text{ m}^3$, 3000 fb^{-1}
 (0.5 GeV, 4.1×10^{-6} , 1 m)
 (50 GeV, 4.6×10^{-6} , 100 m)

Giulio Aielli, et al., arXiv:1911.00481



$(m_\phi, \text{Br}(h \rightarrow \phi\phi)_{UL}, c\tau)$

CMS MS and MATHUSLA

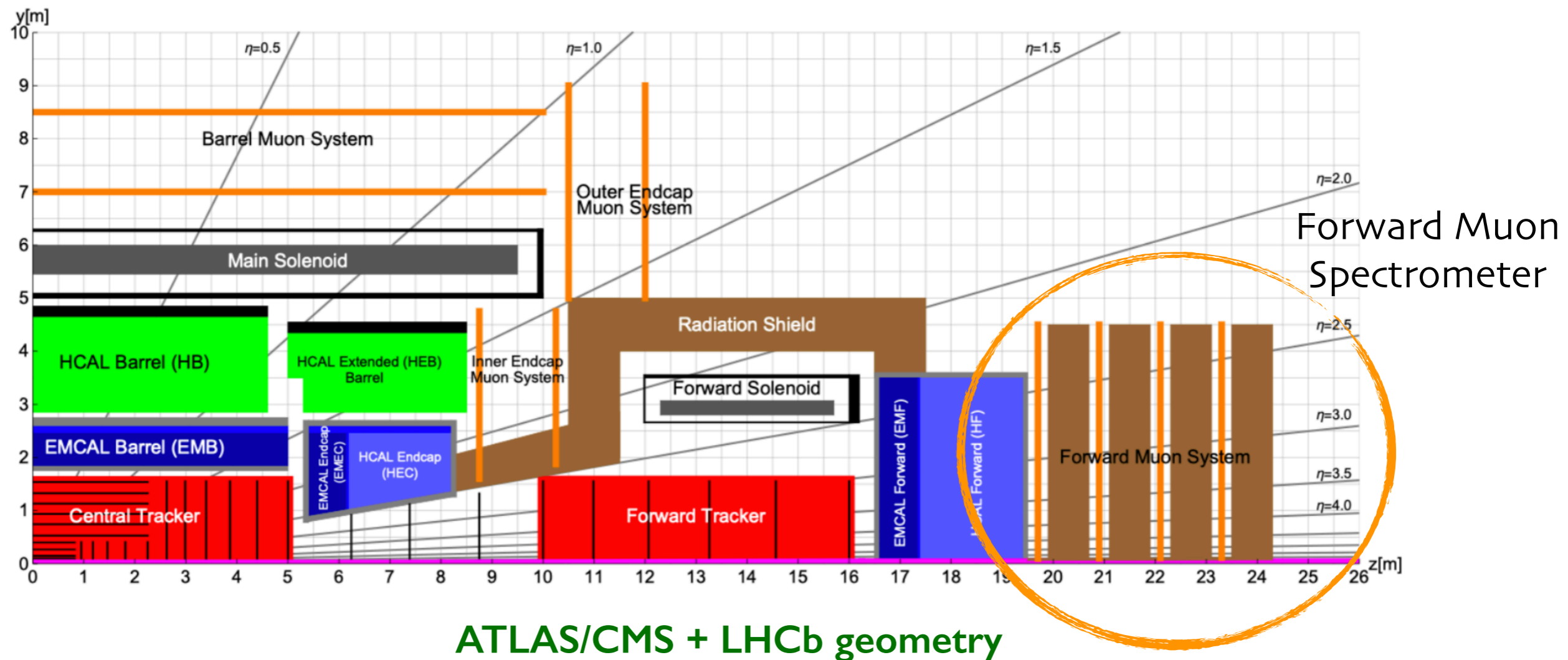


CMS MS + MATHUSLA:
 can probe $c\tau \lesssim 10^5 \text{ m}$ for $m_\phi = 60 \text{ GeV}$,
 without any gap if $\text{Br}(h \rightarrow \phi\phi) \gtrsim 0.1 \%$

Performed similar analyses following the CMS MS one using the FCC-hh MS for final states $\mu^+\mu^-$, $c\bar{c}$, and $b\bar{b}$ for a range of LLP masses between 0.5 GeV and 60 GeV with $c\tau = [0.01, 5 \times 10^7]$ m

FCC-hh Reference Detector

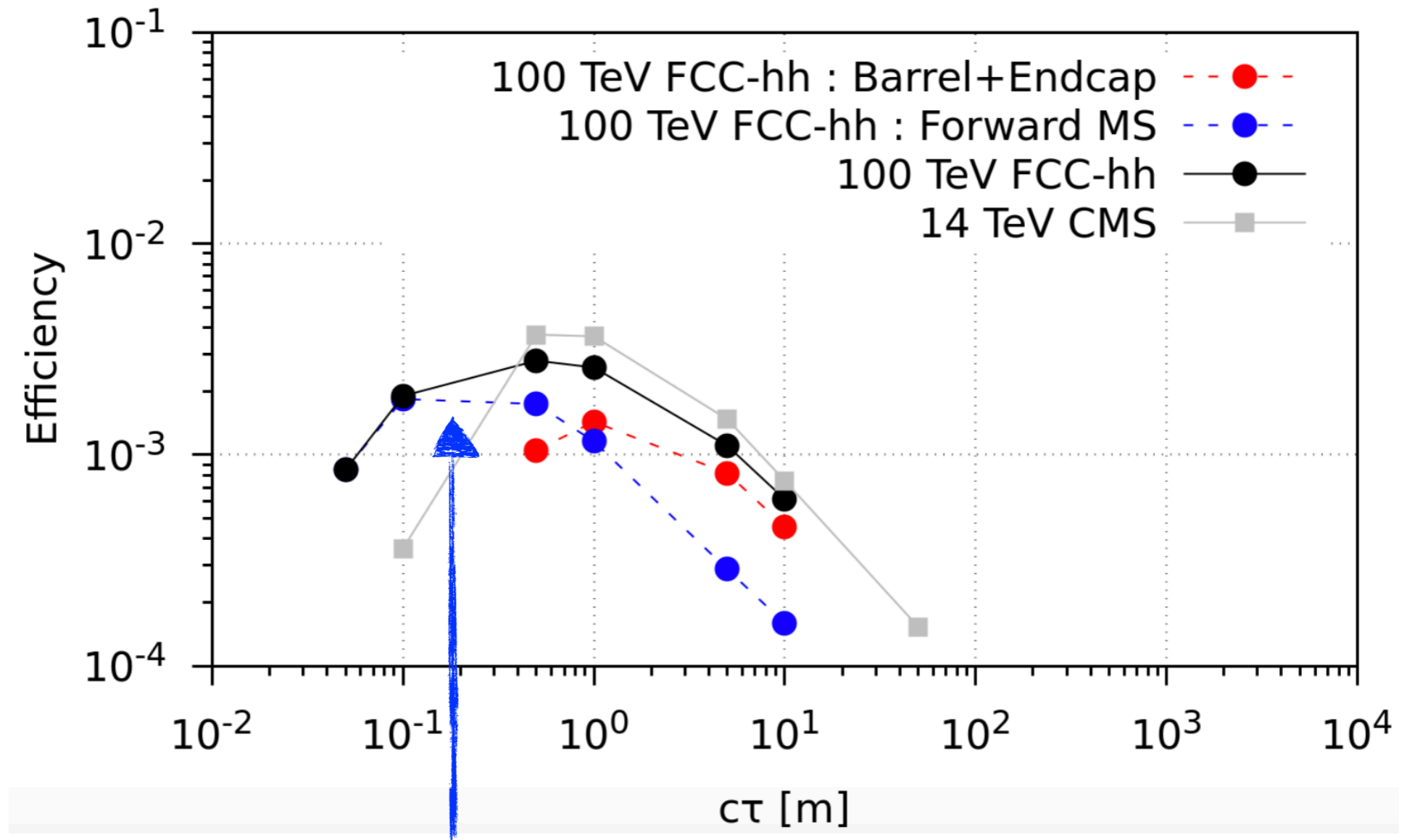
50m long, 20m diameter
 Cavern length 66m
 L* of FCC 40m.



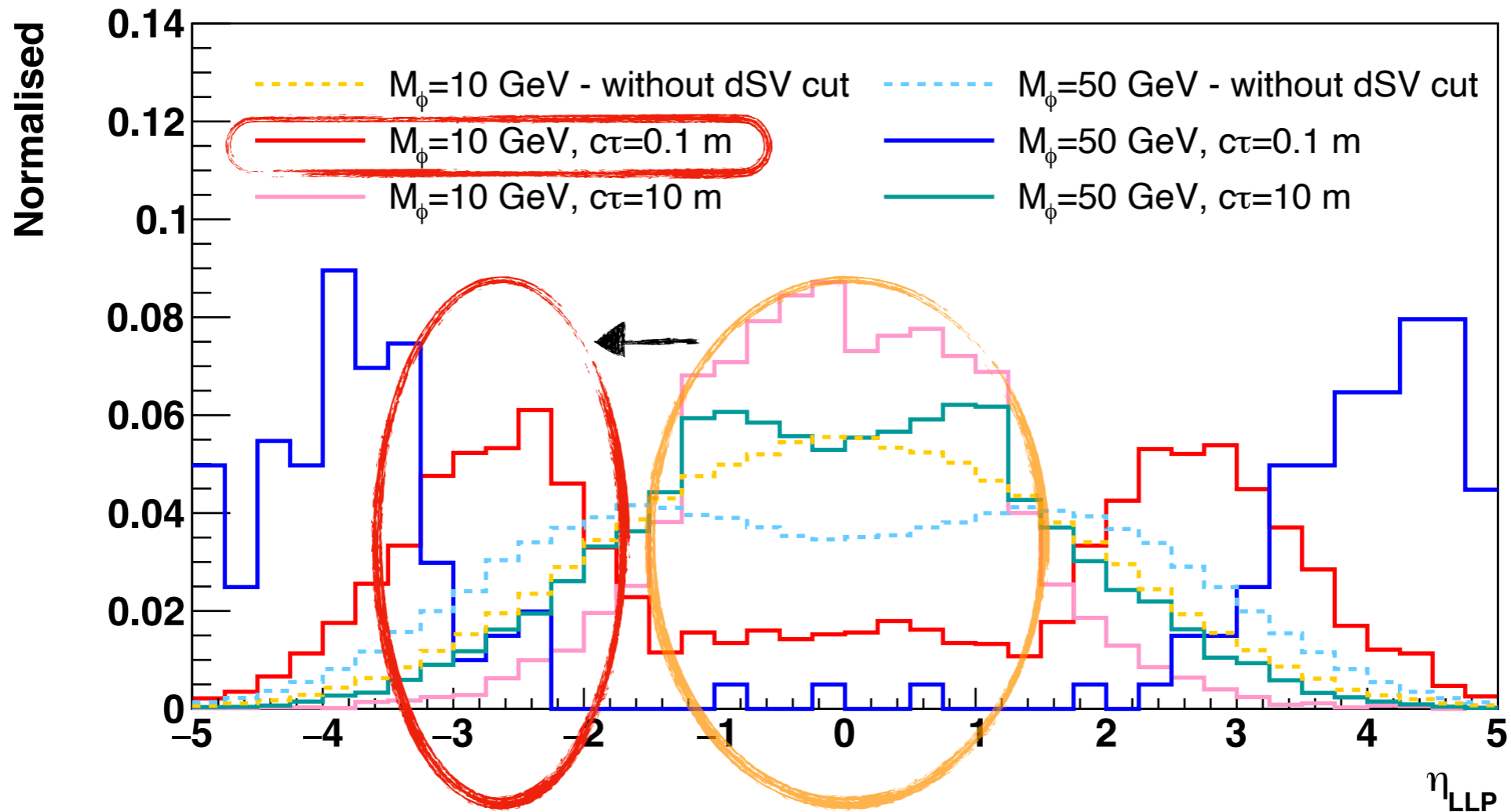
ANY BENEFIT?

A2 FCC-hh MS

$m_\phi = 10 \text{ GeV}, P_{ggF}^S \times D_{jets}^S \geq 1 \text{ vtx}$



Forward MS increases sensitivity to lower decay lengths



LLPs more in *forward direction* for lower $c\tau$ when decay is restricted within MS

$$d = \beta\gamma c\tau$$



More boost in the forward direction

Lower decay lengths, otherwise, difficult due to more background in the Tracker

New Proposal
This work

B2

DELIGHT for FCC-hh

DELIGHT

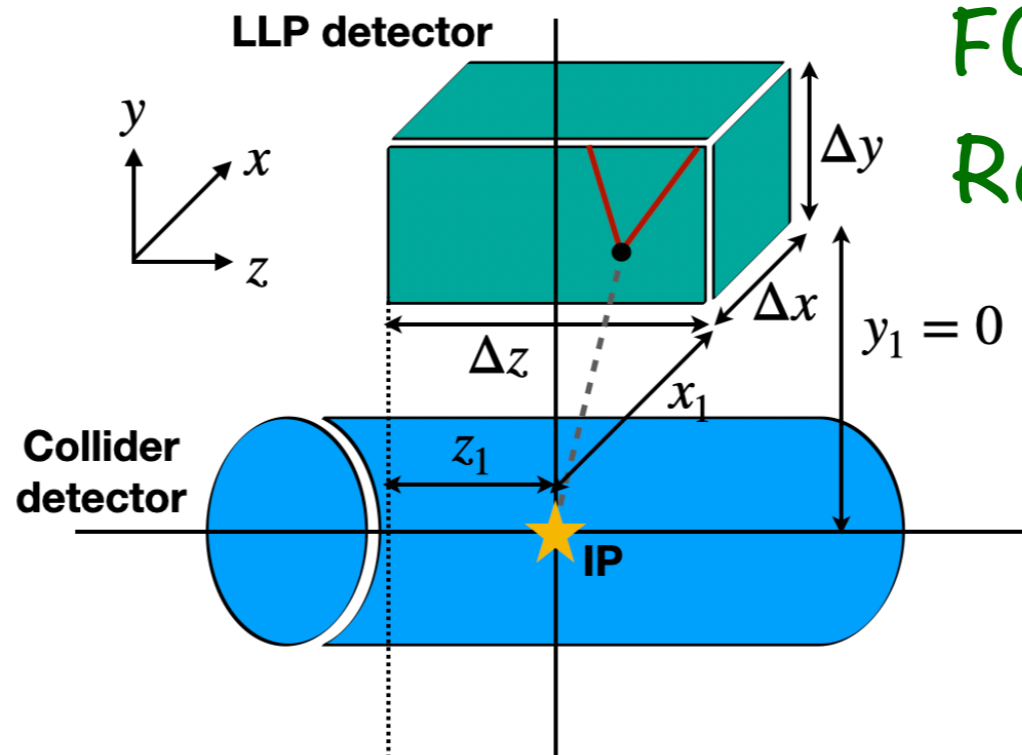
Detector for long-lived particles at high energy of 100 TeV

Proposal for FCC-ee/CEPC -
HECATE

Marcin Chrzaszcz, et al.,
arXiv:2011.01005

Near or Far
detectors for ILC

Schäfer, Tillinger, Westhoff,
arXiv:2202.11714



FCC-hh design under study
Room for optimisation

$$x_1 = 25 \text{ m}$$

$$y_1 = 0 \text{ m}$$

$$z_1 = -\Delta z/2$$

DELIGHT (A): The same as the dimensions of the MATHUSLA detector,
i.e. $\Delta x \times \Delta y \times \Delta z = 25 \times 100 \times 100 \text{ m}^3$.

DELIGHT (B): Four times bigger than the MATHUSLA detector,
i.e. $\Delta x \times \Delta y \times \Delta z = 100 \times 100 \times 100 \text{ m}^3$.

DELIGHT (C): Twice the decay volume as the MATHUSLA detector with
different dimensions, i.e. $\Delta x \times \Delta y \times \Delta z = 200 \times 50 \times 50 \text{ m}^3$.

New Proposal
This work

B2

DELIGHT for FCC-hh

FCC-hh design under study
Room for optimisation

DELIGHT

Detector for long-lived particles at high energy of 100 TeV

$$x_1 = 25 \text{ m}$$

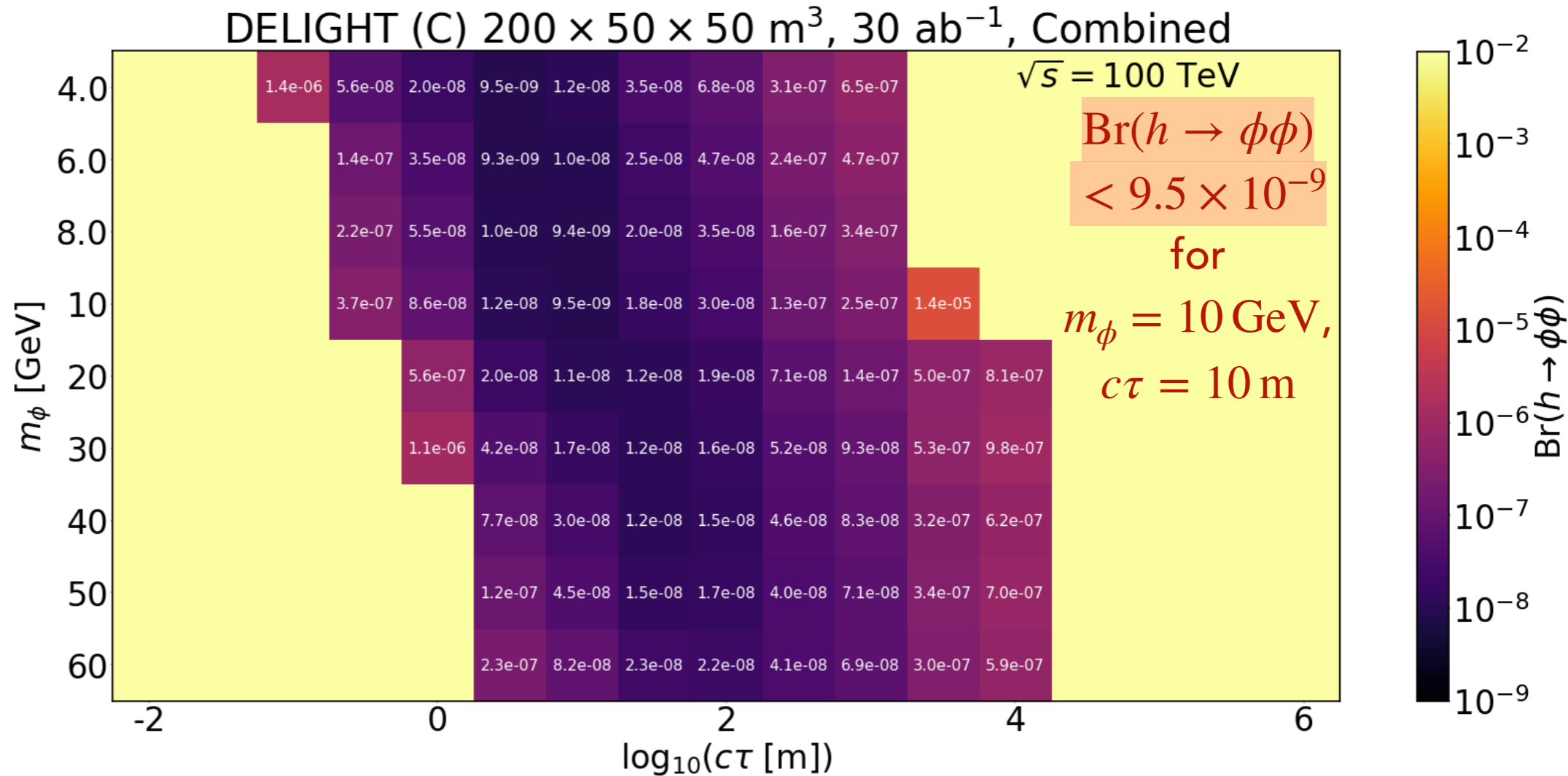
$$y_1 = 0 \text{ m}$$

$$z_1 = -\Delta z/2$$

Improvement

by $\times 430$

compared to
MATHUSLA



- long tunnel-like detector - better shielding against cosmic rays
- closer to IP - use of materials with high shielding power & active veto components to reduce background
- RPCs and possibility of a calorimeter element
- integration with the trigger system of FCC-hh

FURTHER STUDIES

OUTLINE

○ Motivation

○ LLPs in colliders

 **Specific aspects of LLP searches in colliders**

■ Triggering

■ Searches in **main collider detectors**

■ **Dedicated detectors**

■ **Machine Learning** and LLPs

■ **Parameter estimation** of LLPs

Displaced Jet Images

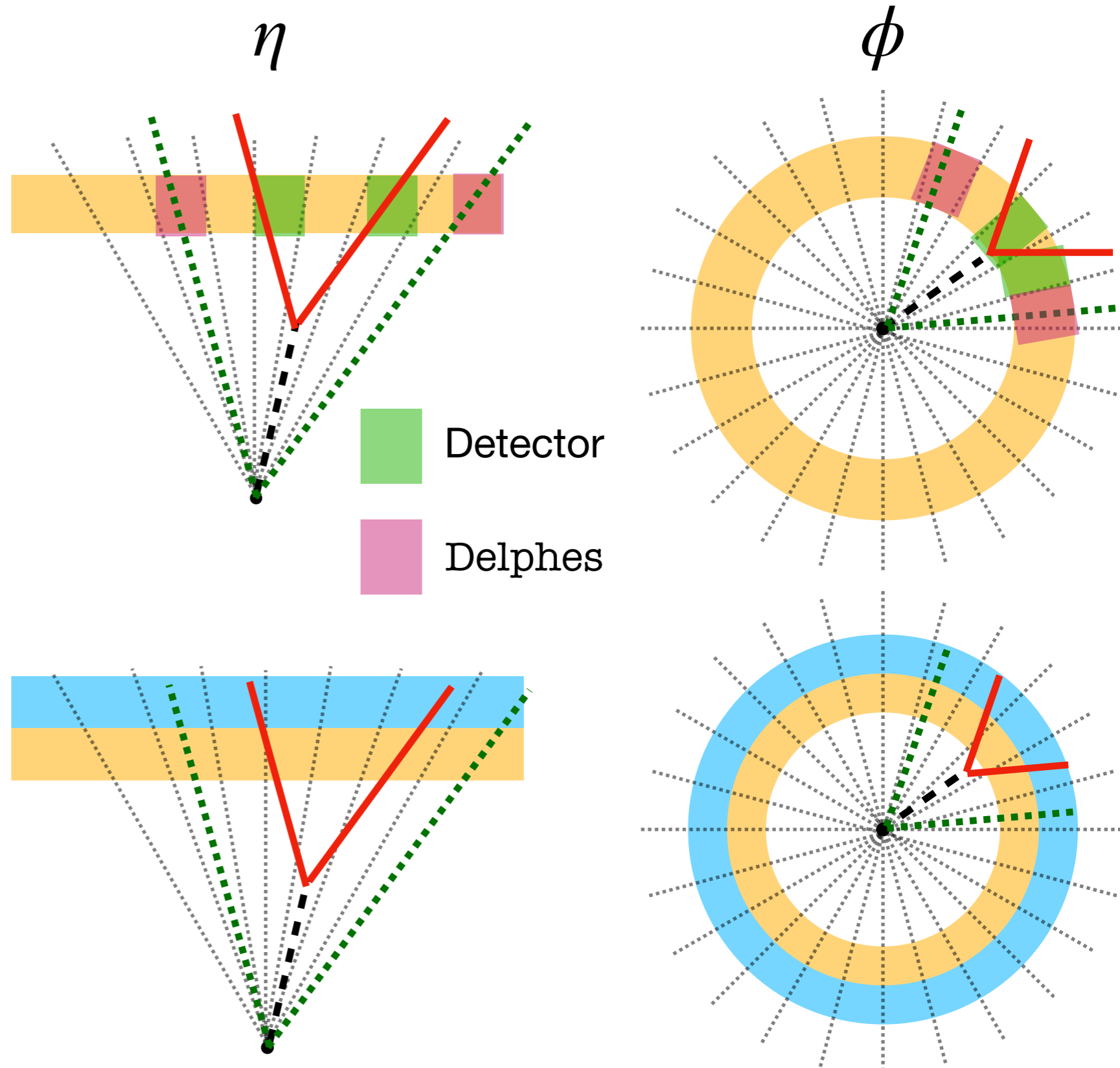
Biplob Bhattacharjee, Swagata Mukherjee, RS, [JHEP 11 \(2019\) 156](#)

In experiment, particle's η - ϕ corresponds to the η - ϕ of the detector cell where it deposits its energy

Mismatch of **displaced particle's** η - ϕ direction with η - ϕ segmentation of the detector

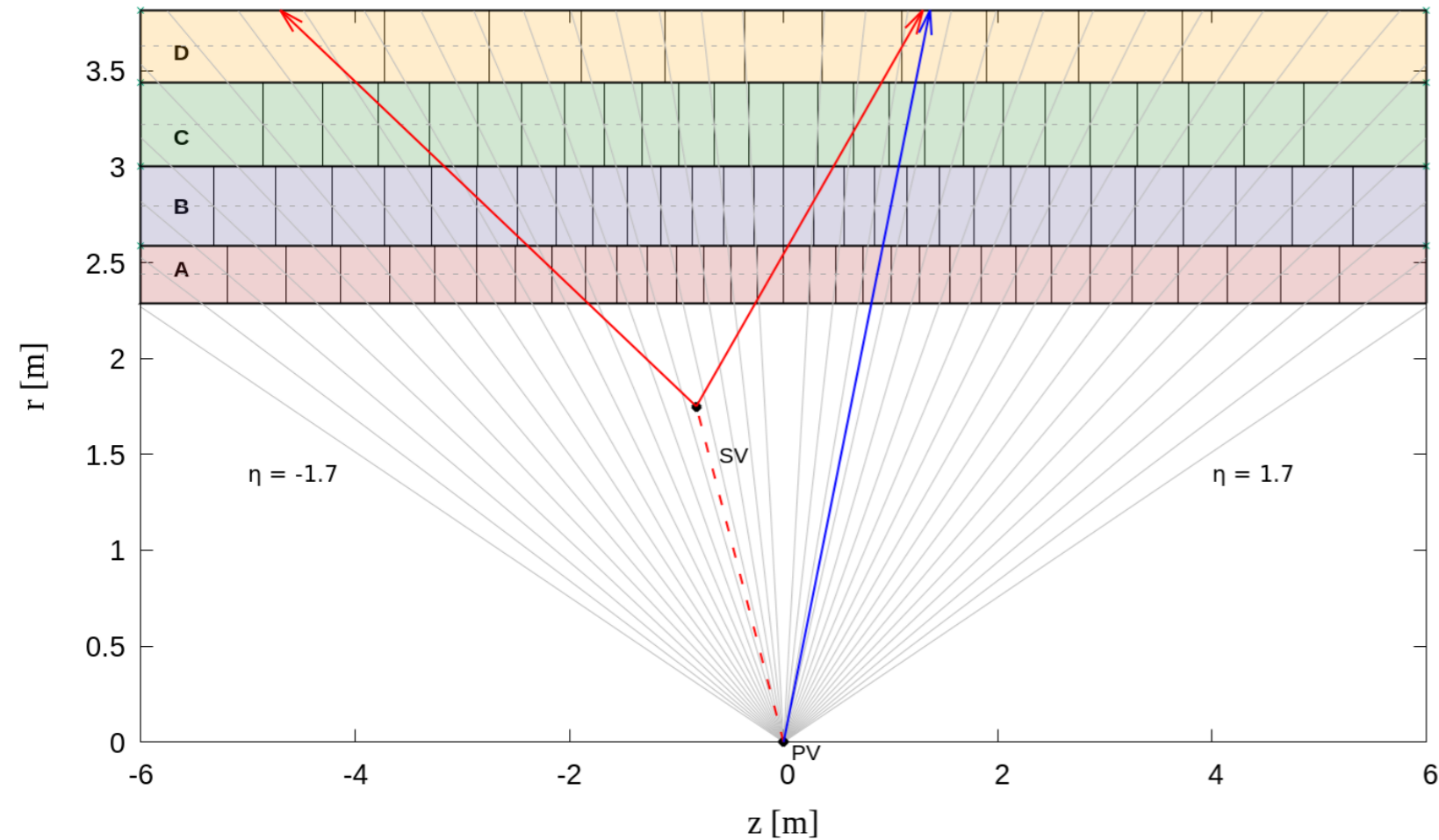
To understand the mismatch, **layered structure/depth segmentation** needed

Absent in fast detector simulations (eg. **Delphes**)

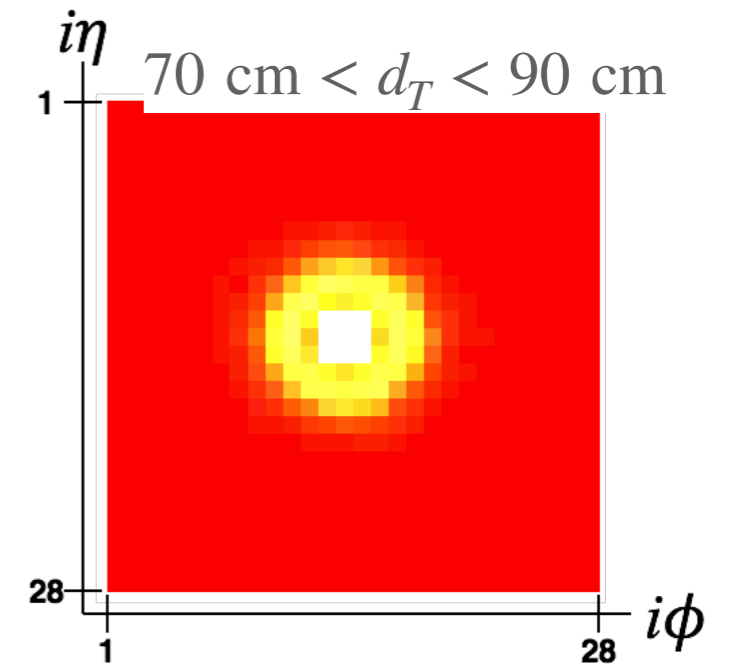
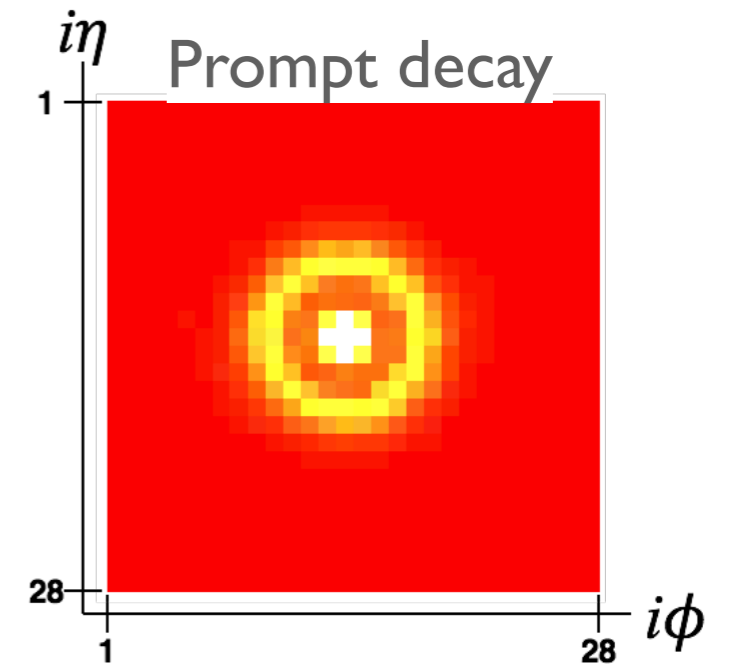


Displaced Jet Images

Segmentation of the HCAL



$$\Delta R \sim \frac{2m_Z}{p_T^Z} \quad p_T^Z \text{ almost fixed due to window cut on } \sum E$$



Average over 50 000 images

$X(\text{LLP}) \rightarrow Z(\text{SM}) + Y(\text{Invisible})$

Displaced
Z boson

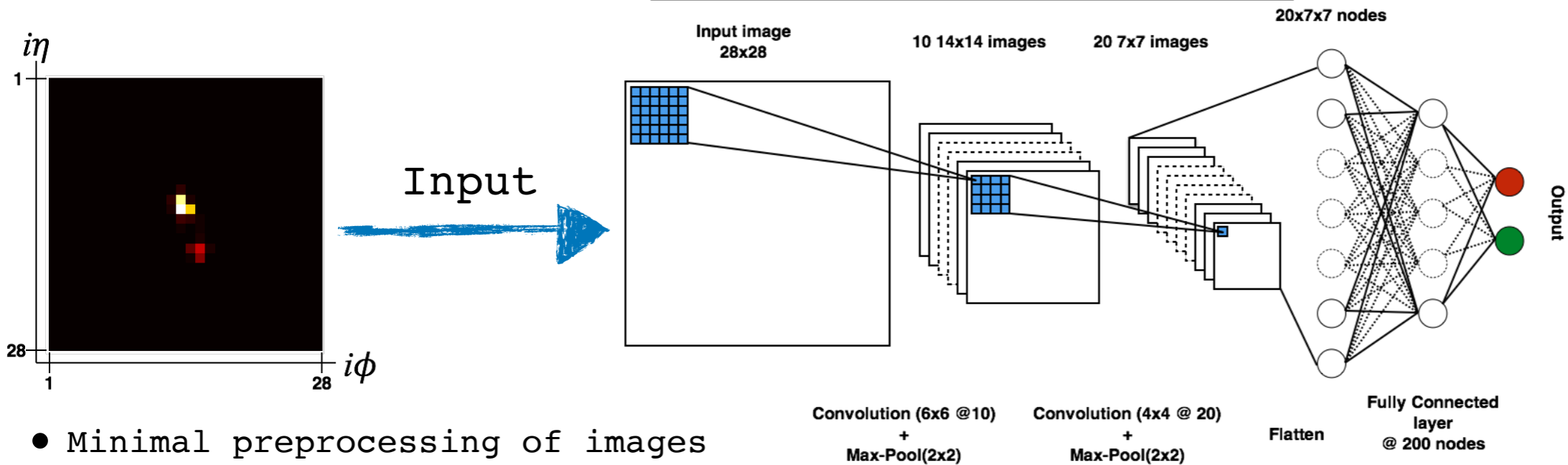
$Z \rightarrow jj, [m_X = 800 \text{ GeV}]$

GMSB SUSY

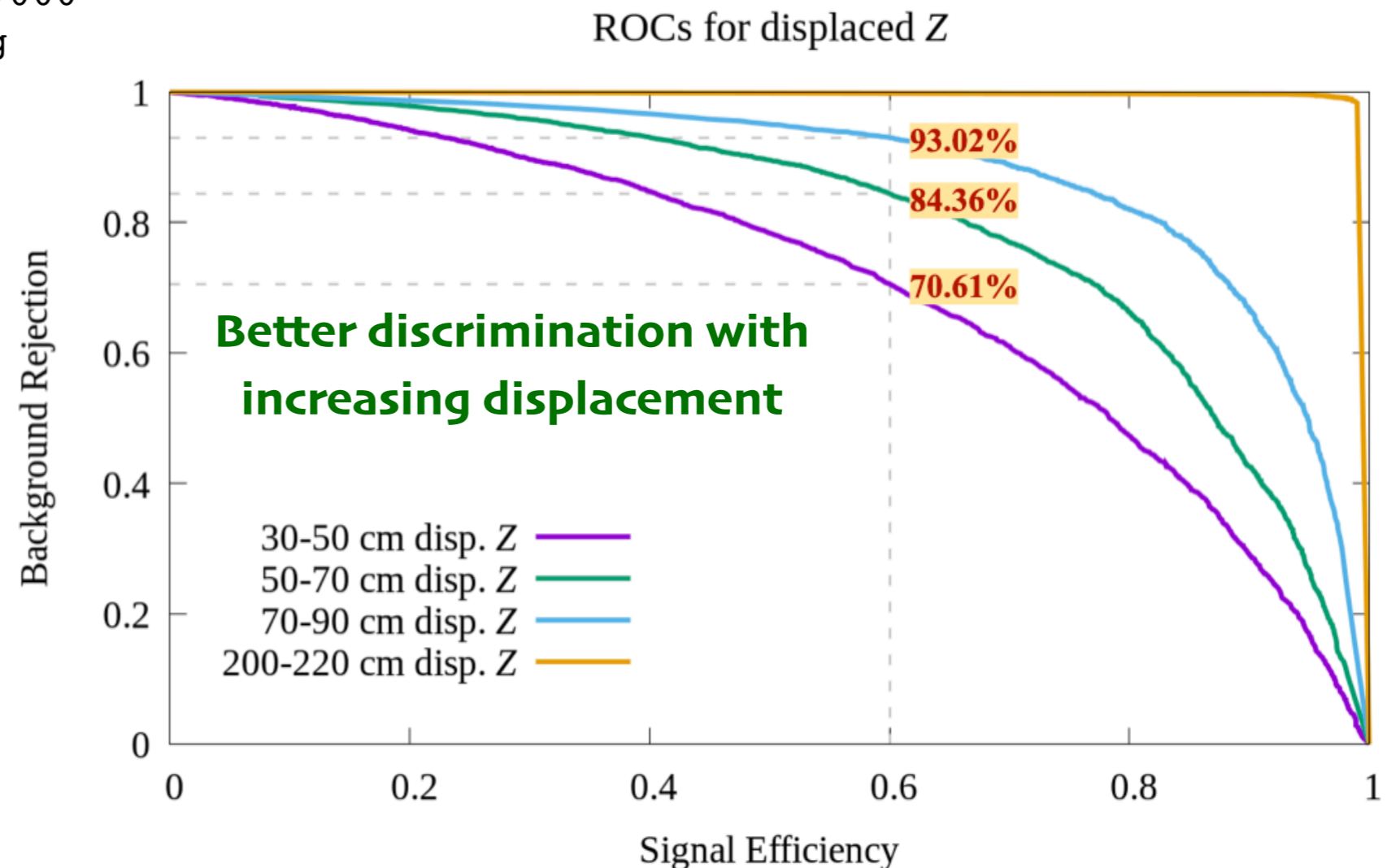
$\tilde{\chi}_1^0 \rightarrow Z\tilde{G}$

Neutralino width suppressed by
SUSY breaking scale

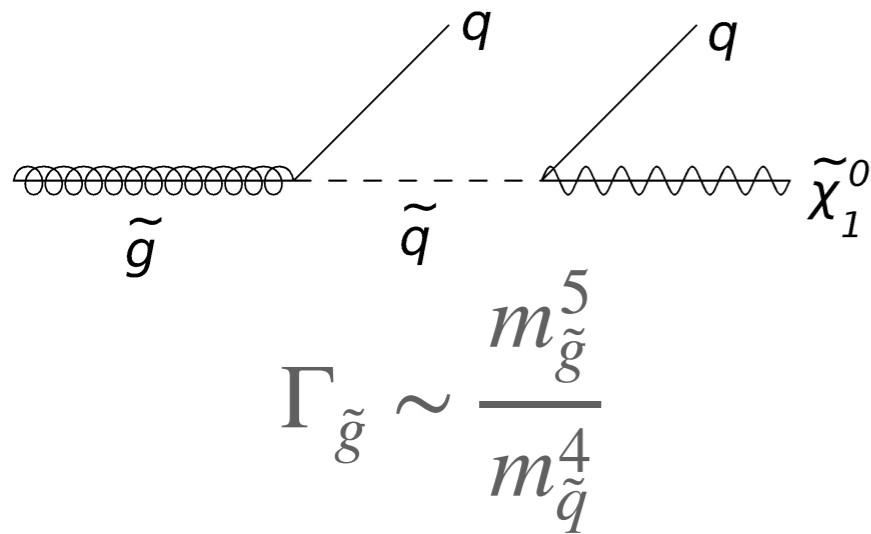
Displaced Jet Images



- Minimal preprocessing of images
- 60,000 images for training, 20,000 each for validation and testing
- Batch size: 200
- Adam Optimizer
- Activation by RELU
- Learning rate: 0.001
- Dropout: 50%
- Training stopped at the epoch with minimum validation loss



Stopped R -hadrons

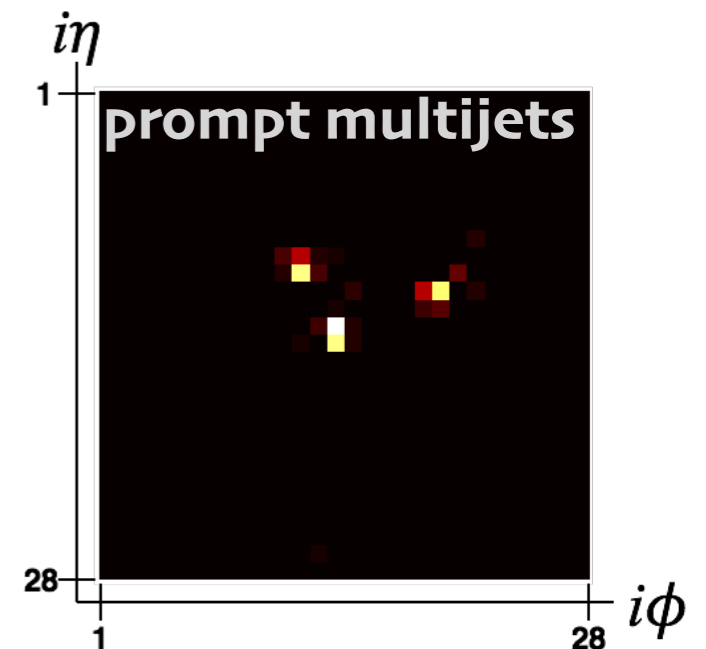
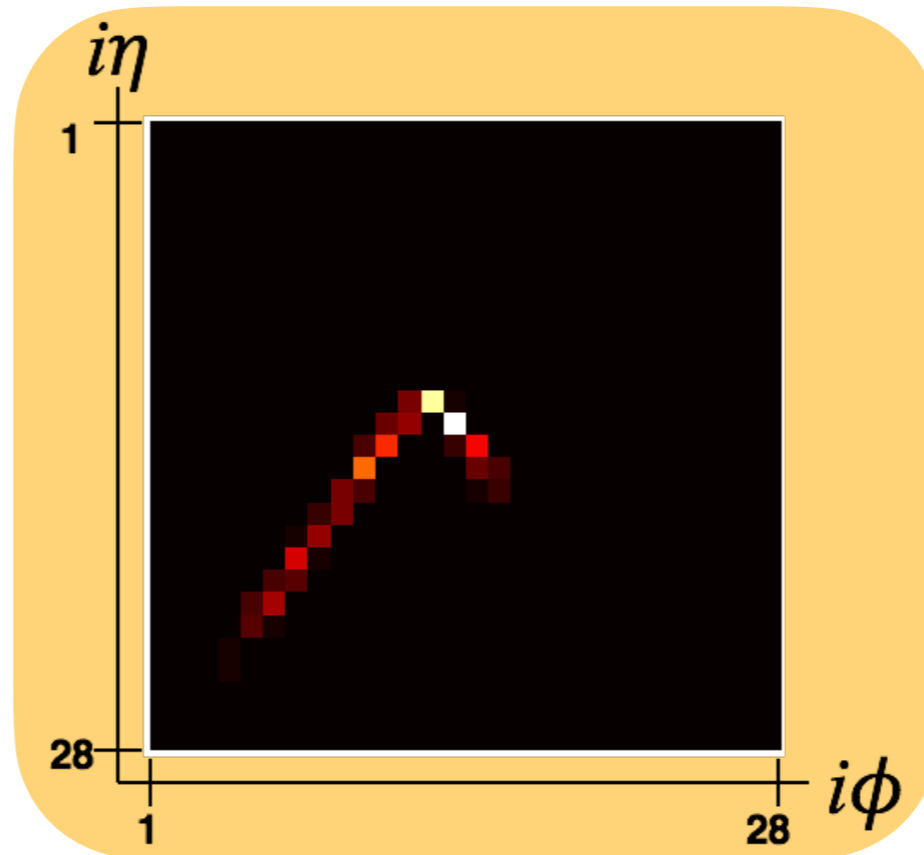
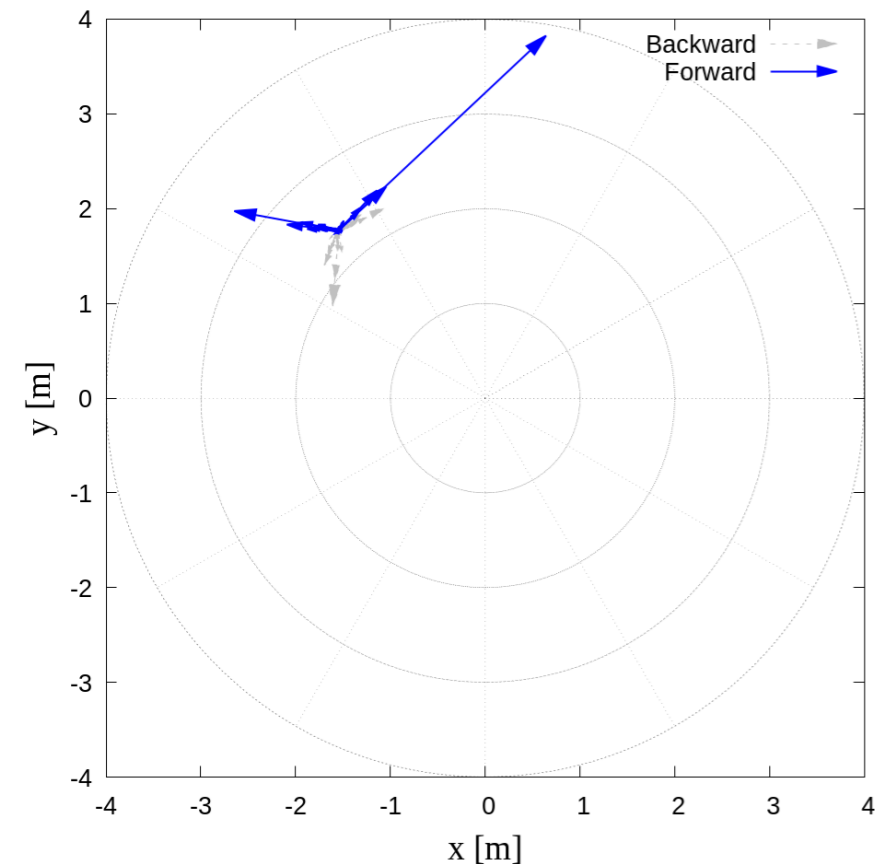


- $\Gamma_{\tilde{g}} < \Lambda_{\text{QCD}} \Rightarrow$ hadronizes before decaying “ R -hadrons”
- lose energy via ionization while traversing the detector \Rightarrow **stop before decaying**
- can decay seconds, days, or even weeks later
- **out-of-time energy deposits in the calorimeter in empty bunch-crossings**

Shankha Banerjee, Geneviève Bélanger, Biplob Bhattacharjee, Fawzi Boudjema, Rohini M. Godbole, and Swagata Mukherjee, [Phys. Rev. D 98, 115026](#)

$X \rightarrow jjj, X$ decays at rest, $m_X = 1$ TeV

Transverse projection of stopped particle decay



Significantly different energy deposition pattern

A Rich Program Ahead to Hunt Down LLPs

Collider Main Detectors

ATLAS

CMS

LHCb

Forward Detectors

FASER

**Forward
Physics
Facility**

**MAPP-
MoEDAL**

Transverse Detectors

CODEX-b

MATHUSLA

ANUBIS

Charged LLPs

MoEDAL

MilliQan

Keep looking out for new possibilities!

Thank you for your attention

BACK UP

OUTLINE

○ Motivation

○ LLPs in colliders

 **Specific aspects of LLP searches in colliders**

■ Triggering

■ Searches in main collider detectors

■ Dedicated detectors

■ Machine Learning and LLPs

■ **Parameter estimation** of LLPs

Problem with lifetime estimation of LLPs

Q: - In the optimistic scenario where we discover LLPs, how to estimate it's lifetime?

Shankha Banerjee, Biplob Bhattacharjee, Andreas Goudelis, Björn Herrmann, Dipan Sengupta, RS, [Eur.Phys.J.C 81 \(2021\) 2, 172](#)

Each event

$$d = \beta\gamma c\tau$$

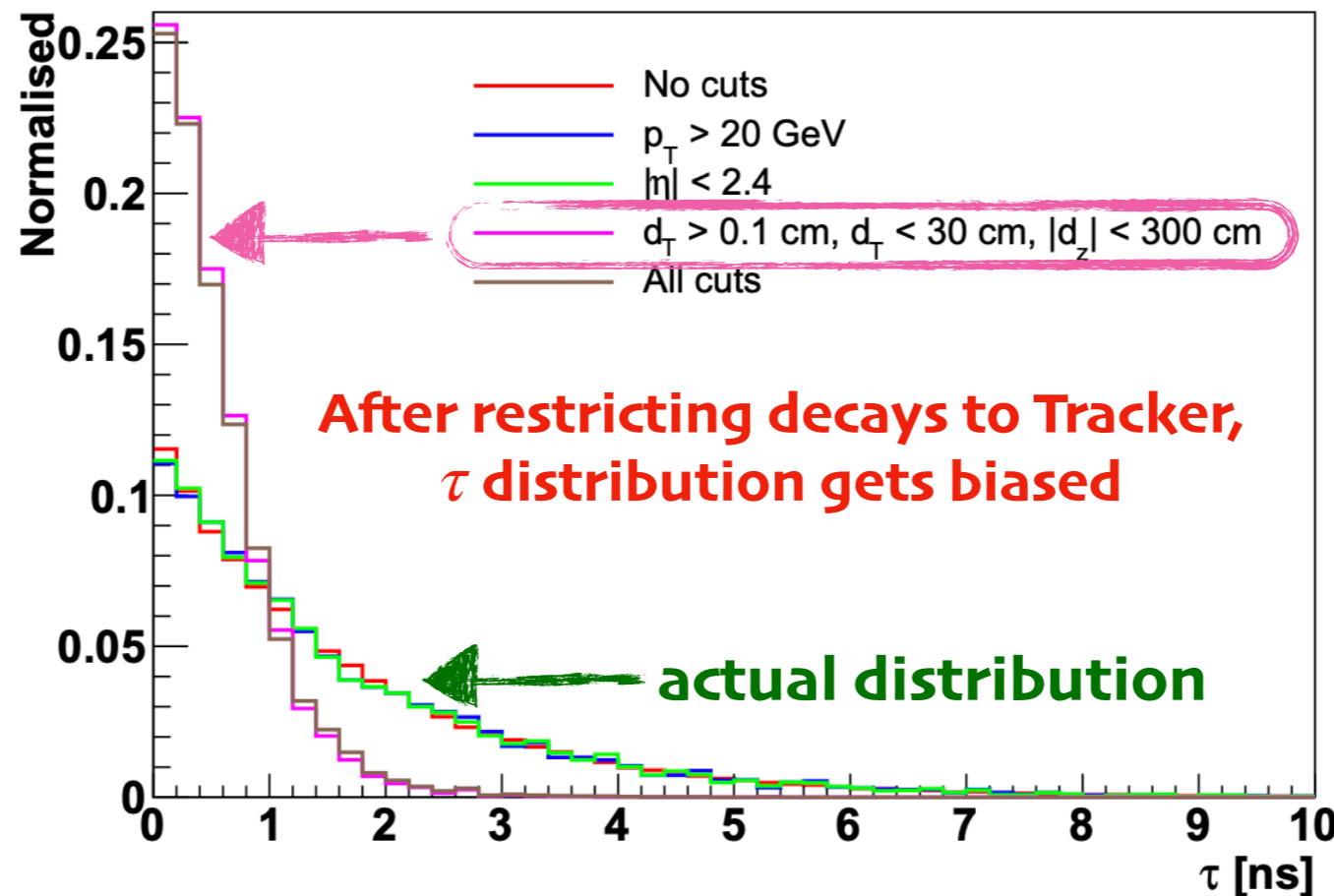
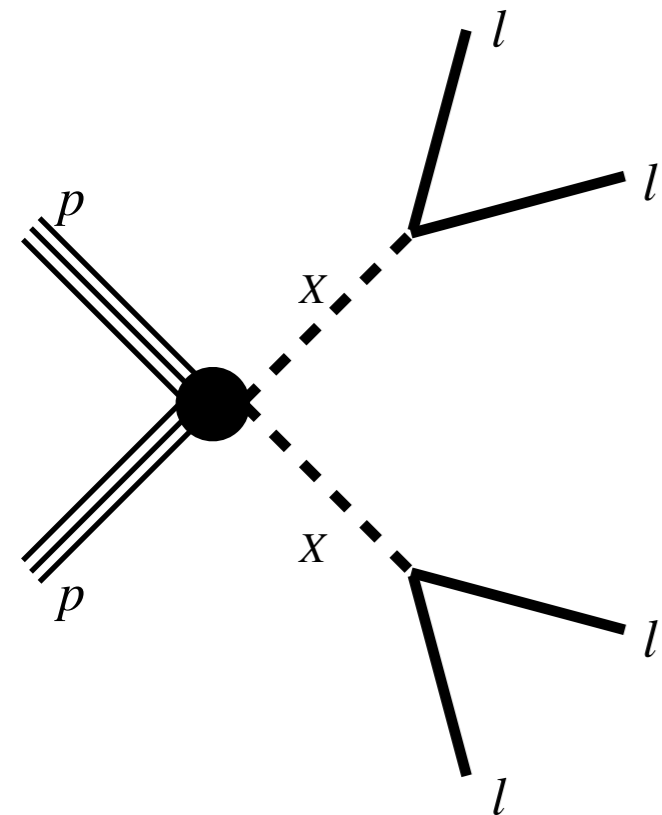
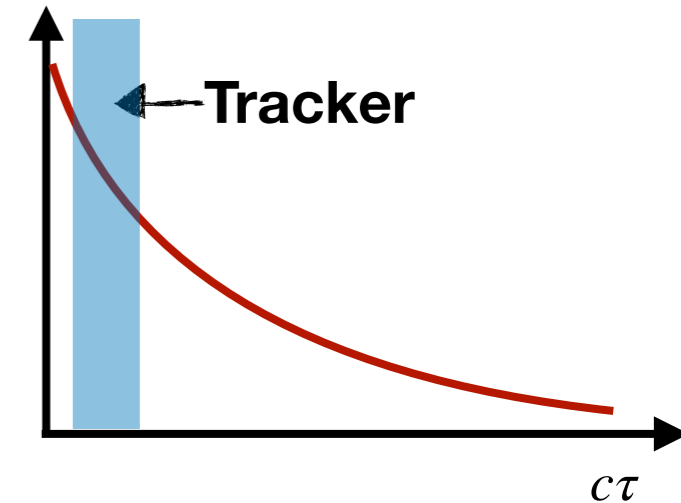
known

unknown

known

Fit the exponential distribution of $c\tau$ and find out the proper mean lifetime of the particle

$M_X = 100$ GeV, Decay Length = 50 cm



- Tracker can precisely identify the position of the SV
- Better measurement of $\beta\gamma$ if the LLP decays within Tracker

Problem with lifetime estimation of LLPs

Q: - In the optimistic scenario where we discover LLPs, how to estimate it's lifetime?

Shankha Banerjee, Biplob Bhattacharjee, Andreas Goudelis, Björn Herrmann, Dipan Sengupta, RS, [Eur.Phys.J.C 81 \(2021\) 2, 172](#)

Each event

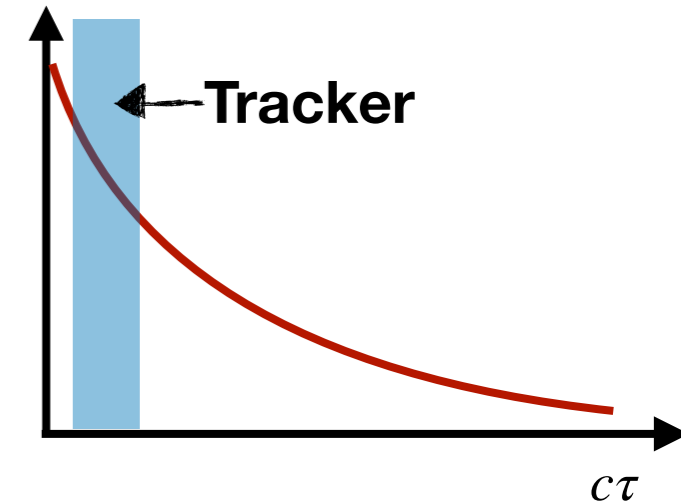
$$d = \beta\gamma c\tau$$

known

unknown

known

Fit the exponential distribution of $c\tau$ and find out the proper mean lifetime of the particle

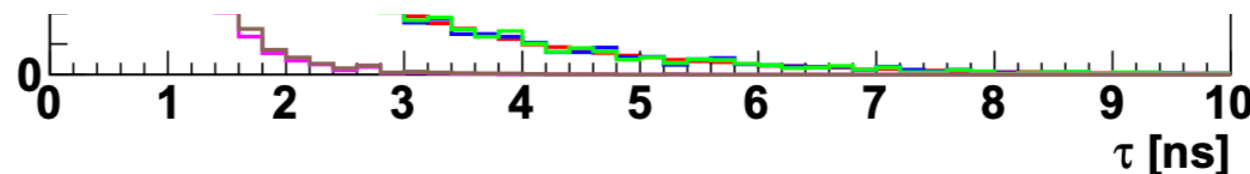


$M_X = 100$ GeV, Decay Length = 50 cm

0.25

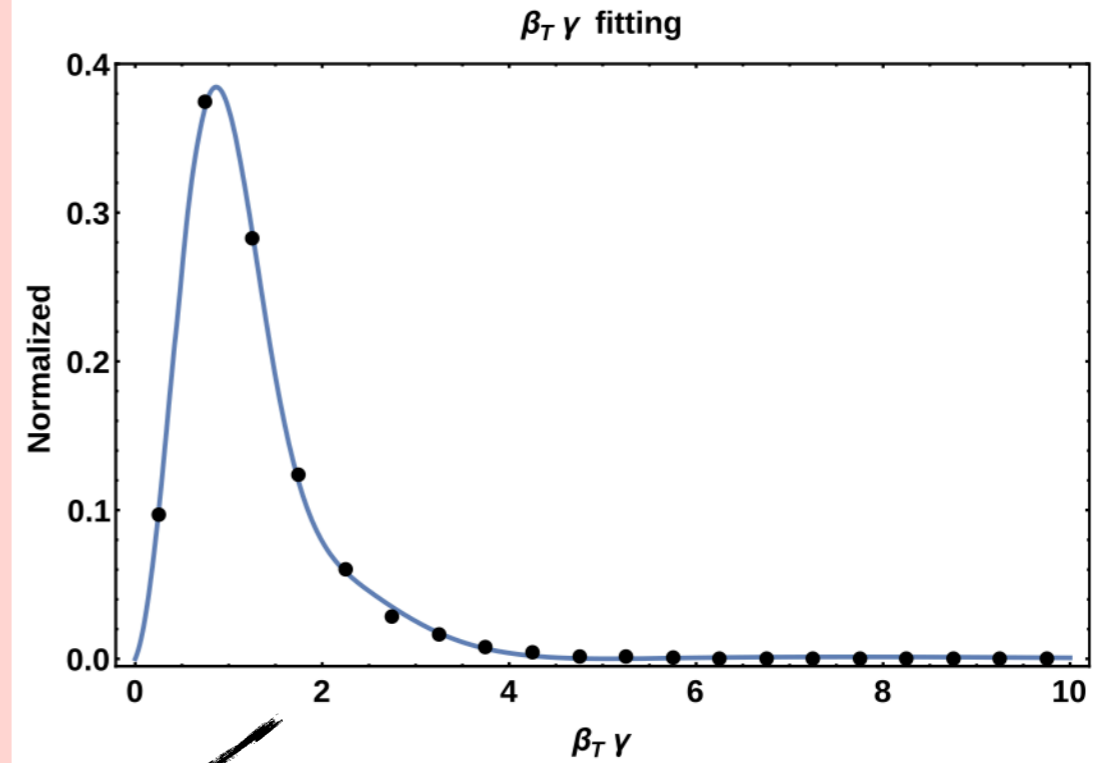
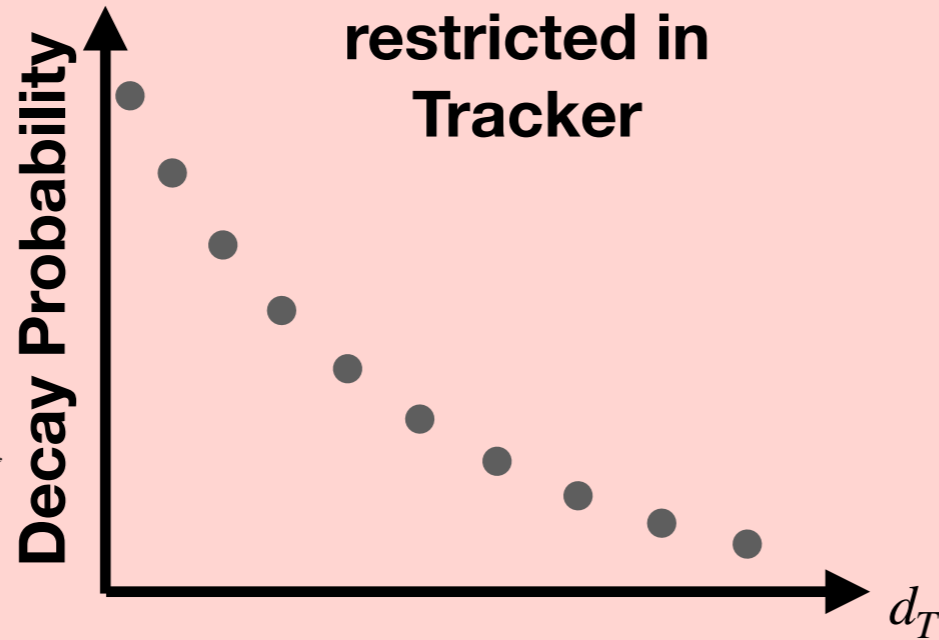
No cuts

M_X [GeV]	DL [cm]	Reconstructed DL		
		Without cuts [cm]	With BC [cm]	With EC [cm]
100	10	9.95 ± 0.10	9.91 ± 0.13 [6117]	7.81 ± 0.10 [5375]
100	50	49.74 ± 0.51	49.55 ± 0.64 [6117]	15.25 ± 0.29 [2590]
100	100	99.48 ± 1.01	98.82 ± 1.29 [6117]	18.12 ± 0.45 [1539]
1000	10	9.97 ± 0.10	10.02 ± 0.10 [9546]	8.88 ± 0.08 [9050]
1000	50	49.88 ± 0.49	50.09 ± 0.51 [9546]	19.61 ± 0.26 [5227]
1000	100	99.85 ± 0.99	100.15 ± 1.02 [9546]	22.37 ± 0.35 [3233]



Ways to estimate the correct lifetime

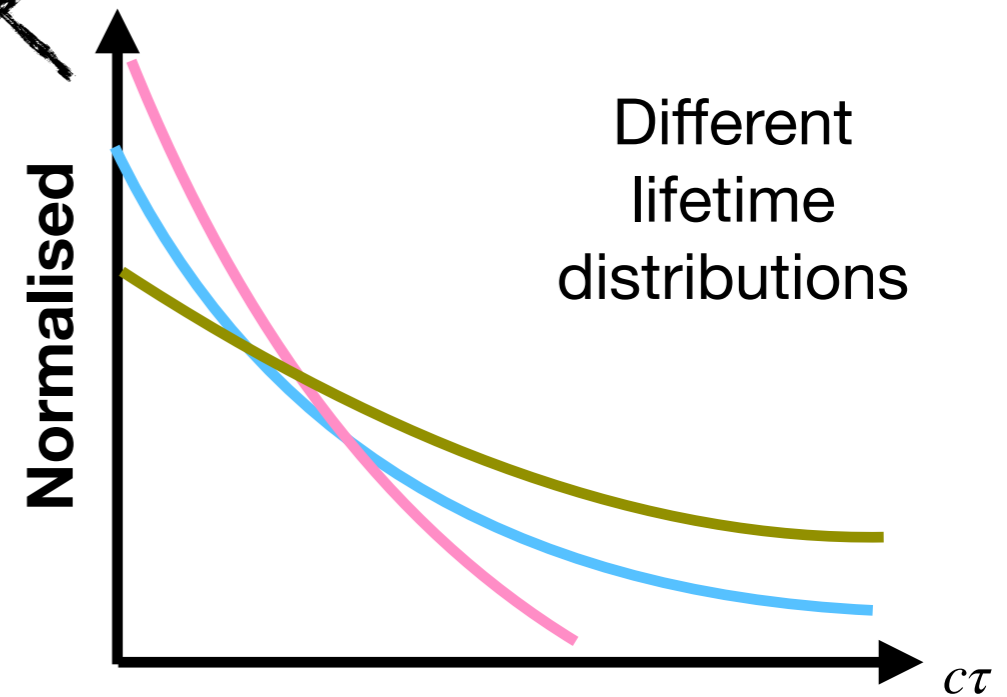
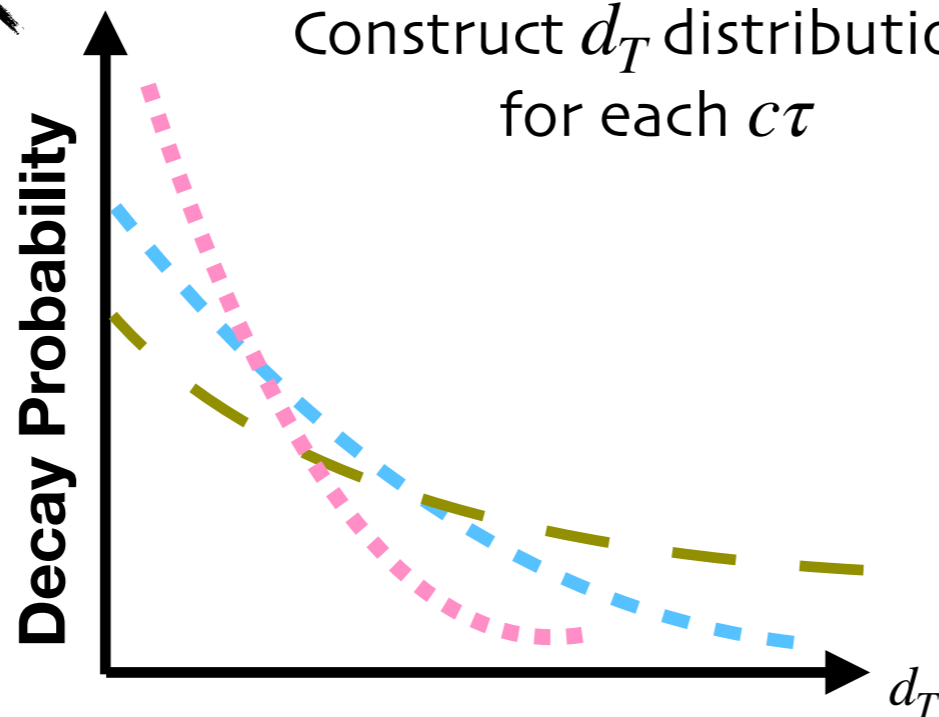
From experiment



COMPARE

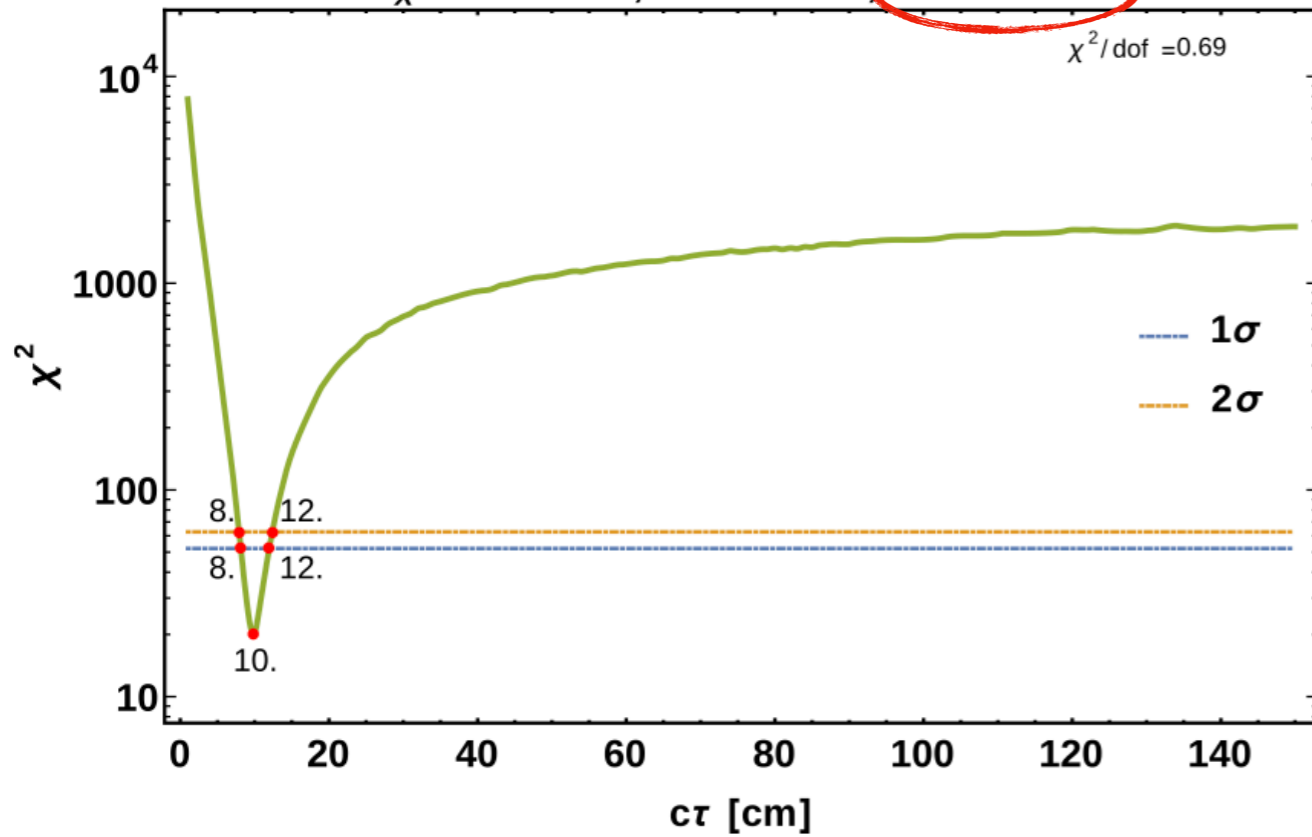
Generate random numbers
 $d_T = (\beta_T \gamma)(c\tau)$
Construct d_T distributions
for each $c\tau$

Model-independent
method
See paper for model-
dependent



Ways to estimate the correct lifetime

$M_X = 100 \text{ GeV}$, $c\tau = 10 \text{ cm}$, **3000 events**

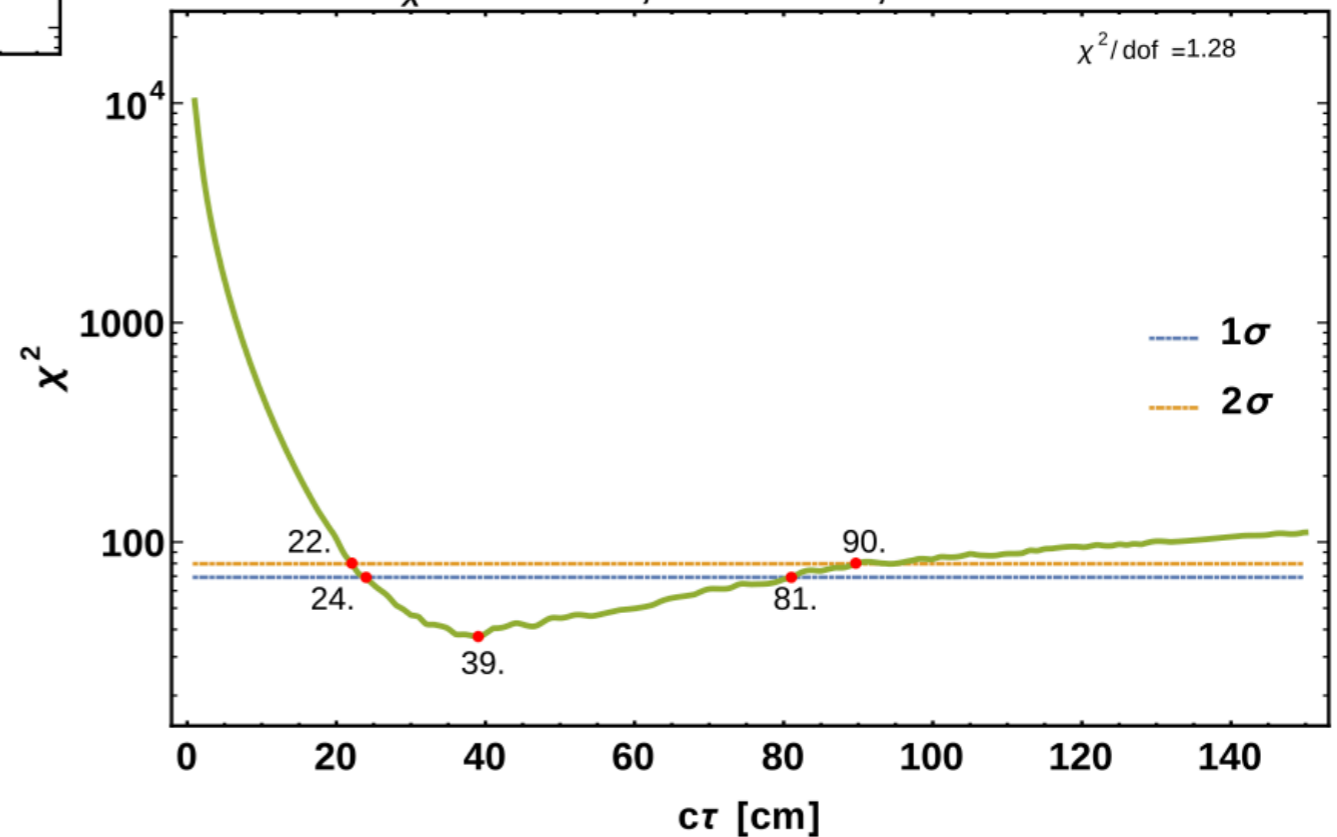


Cross-section: 1 fb
HL-LHC 3000 fb⁻¹

$$\chi^2 = \sum_{i=1}^N \frac{(n_{\text{th}} - n_{\text{exp}})^2}{\sigma^2}$$

Statistical Data Analysis,
Glen Cowan

$M_X = 100 \text{ GeV}$, $c\tau = 50 \text{ cm}$, 3000 events



Performed Machine Learning (ML) based regression - similar performance

IS IT SIMPLE OR CHALLENGING?

SM background - mostly prompt - difficult to mimic the exotic signatures of LLPs

SM long-lived particles like b -hadrons, c -hadrons, K_S or Λ

Real Particles Produced via Interactions with the Detector

Real Particles Originating from Outside the Detector

Cosmic muons

Fake signatures

Detector noise

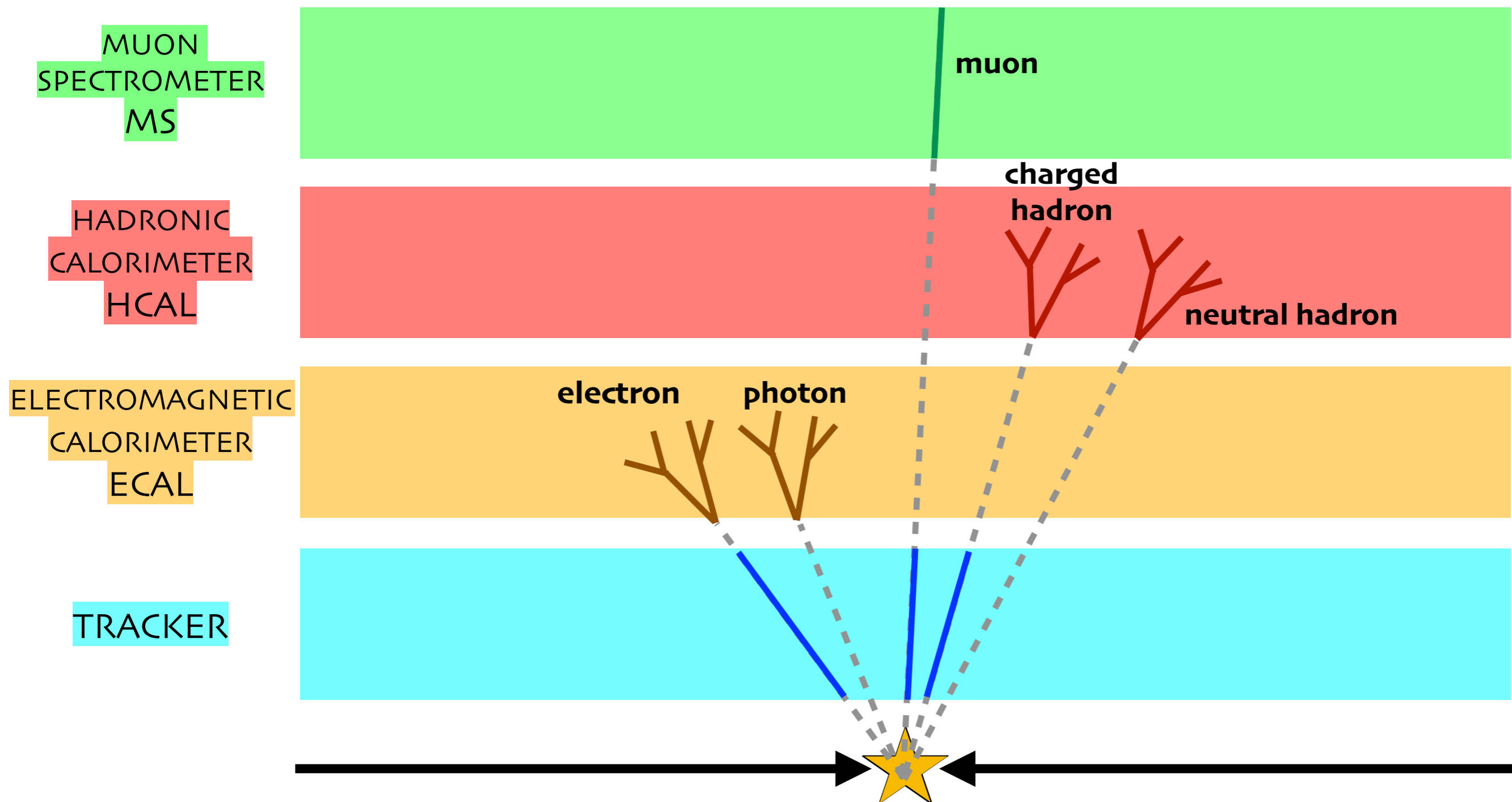
Randomly merged vertices/
random tracks crossing each other

Chances to miss real signal unless carefully searched

Non-standard and unusual backgrounds
Simulation very technical

How do prompt particles look in the detector?

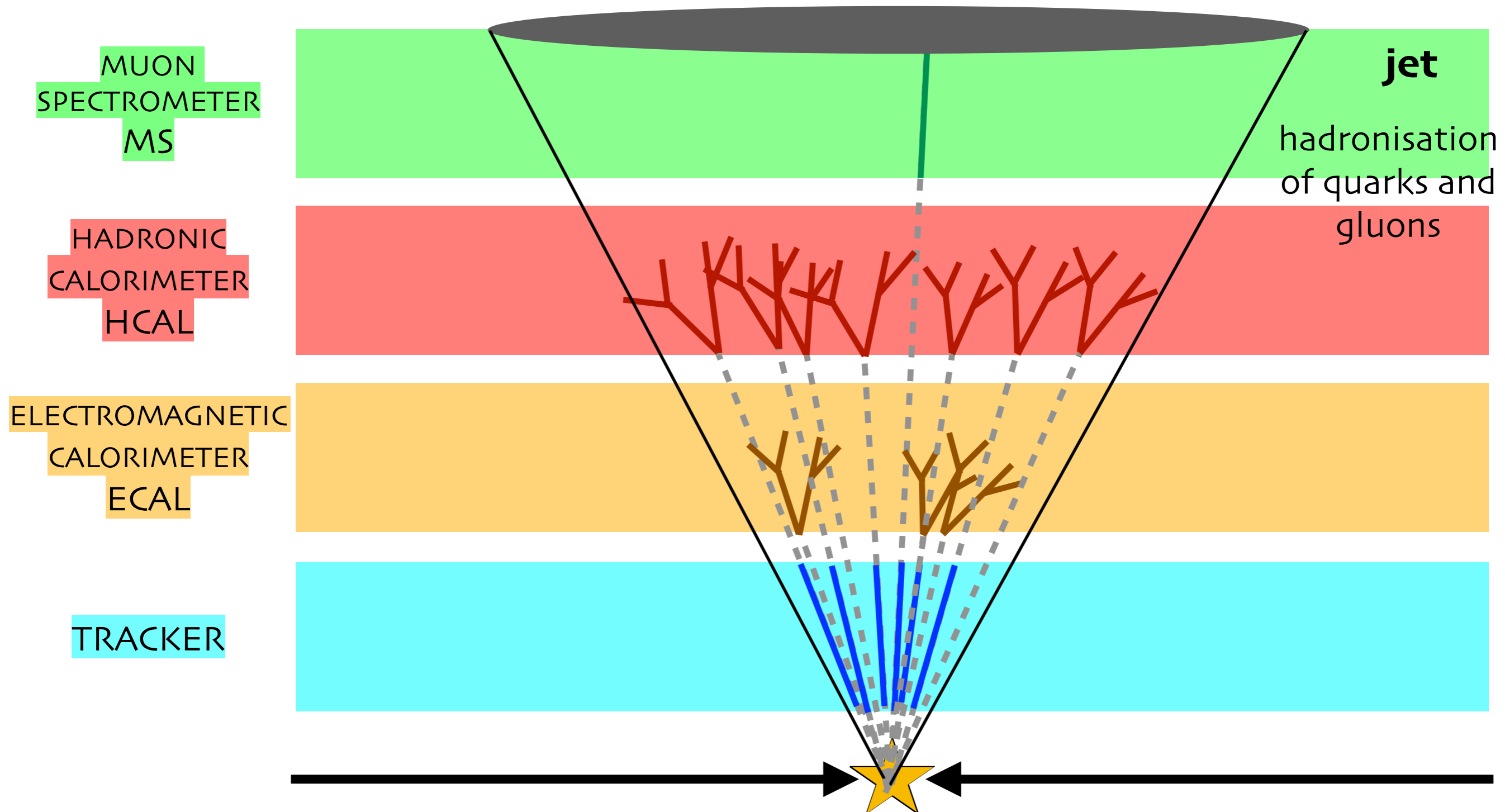
Different particles leave different signatures in collider detectors



Effect of magnetic field not shown

How do prompt particles look in the detector?

Different particles leave different signatures in collider detectors



Effect of magnetic field not shown

Different decay modes of a particle

different final states in the collider detector

Major **physics objects** in the collider detectors:

- ◆ electron (e)
- ◆ muon (μ)
- ◆ photon (γ)
- ◆ jet (j)
- ◆ missing transverse energy (MET)

- ◆ Define **final states** in terms of these physics objects, like:
- ◆ 2 leptons (e/μ)
- ◆ 2 photons + jets ($2\gamma + \geq 1j$)
- ◆ 3 leptons (e/μ) + MET
- ◆ *and so on...*

Probability to observe each final state for production of BSM particles

BRANCHING FRACTION — *theory*

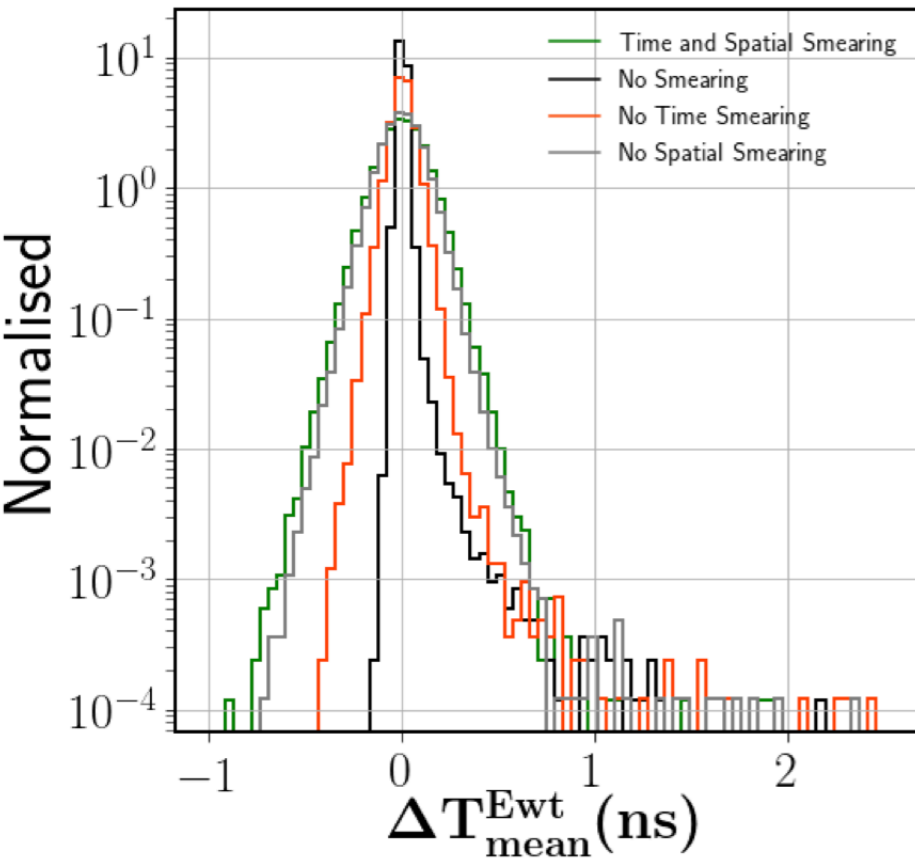
DETECTOR EFFICIENCY & ACCEPTANCE — *experiment*

Till this point, the story is similar for LLPs

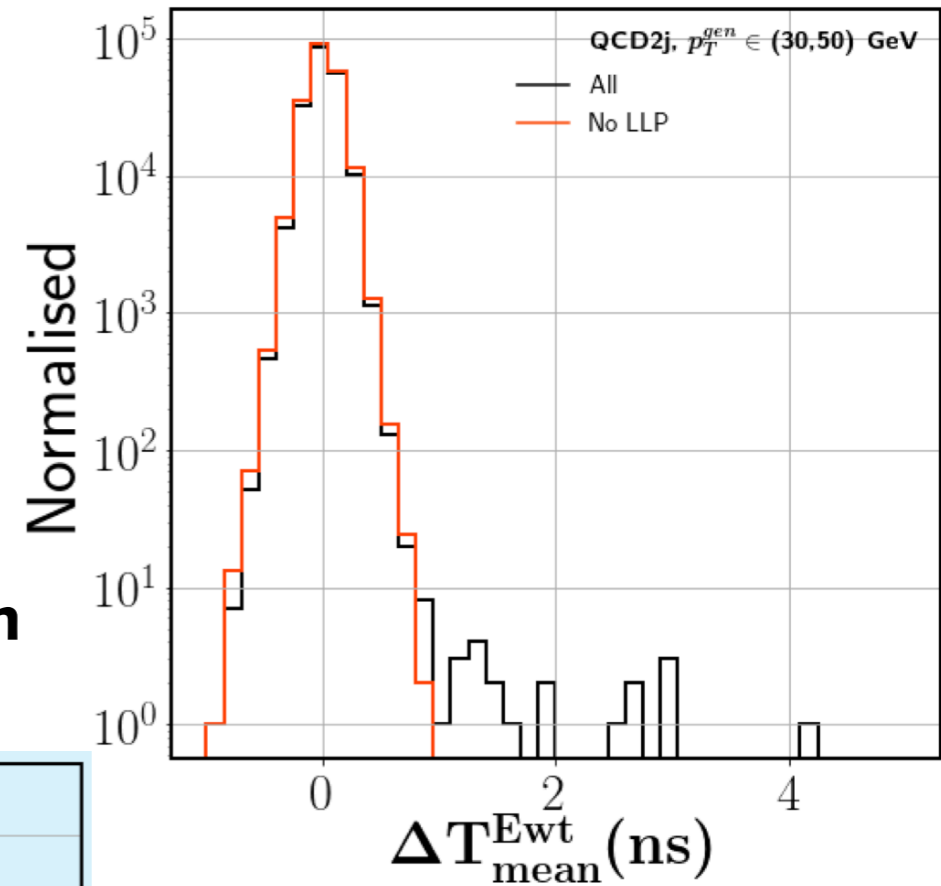
However, there is one more factor affecting the signature of LLPs

Timing @ ECAL

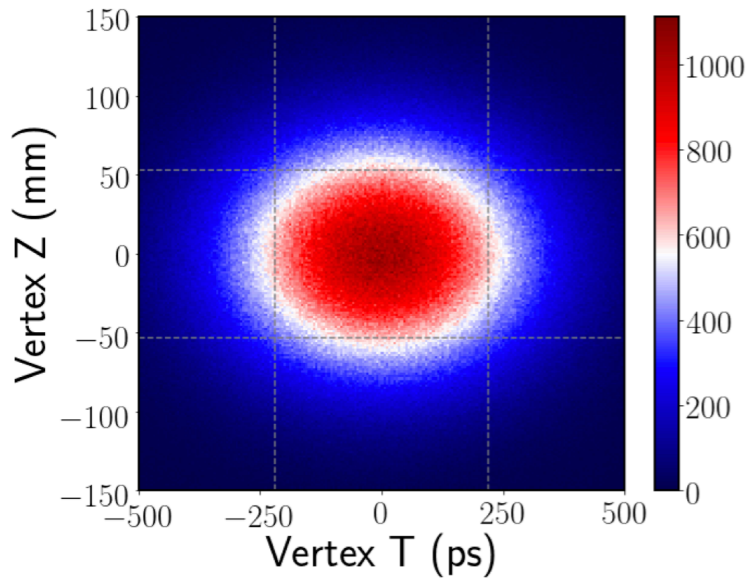
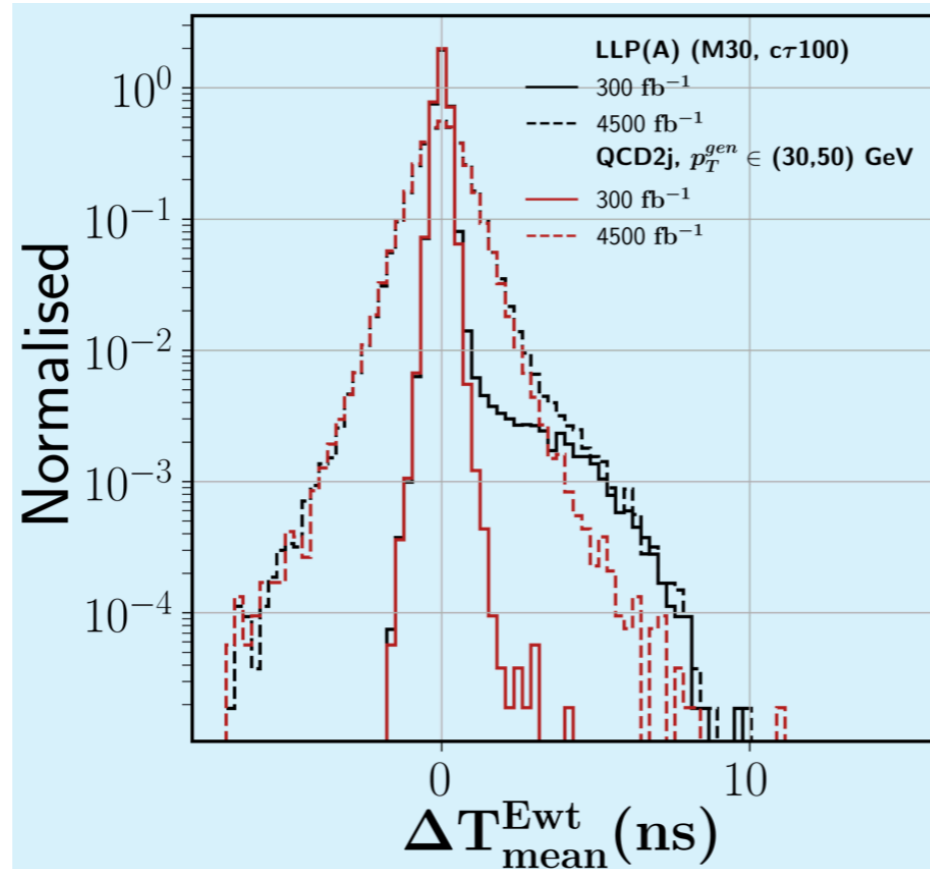
Factors affecting timing of a jet



Degrading resolution with increasing luminosity



LLPs in SM

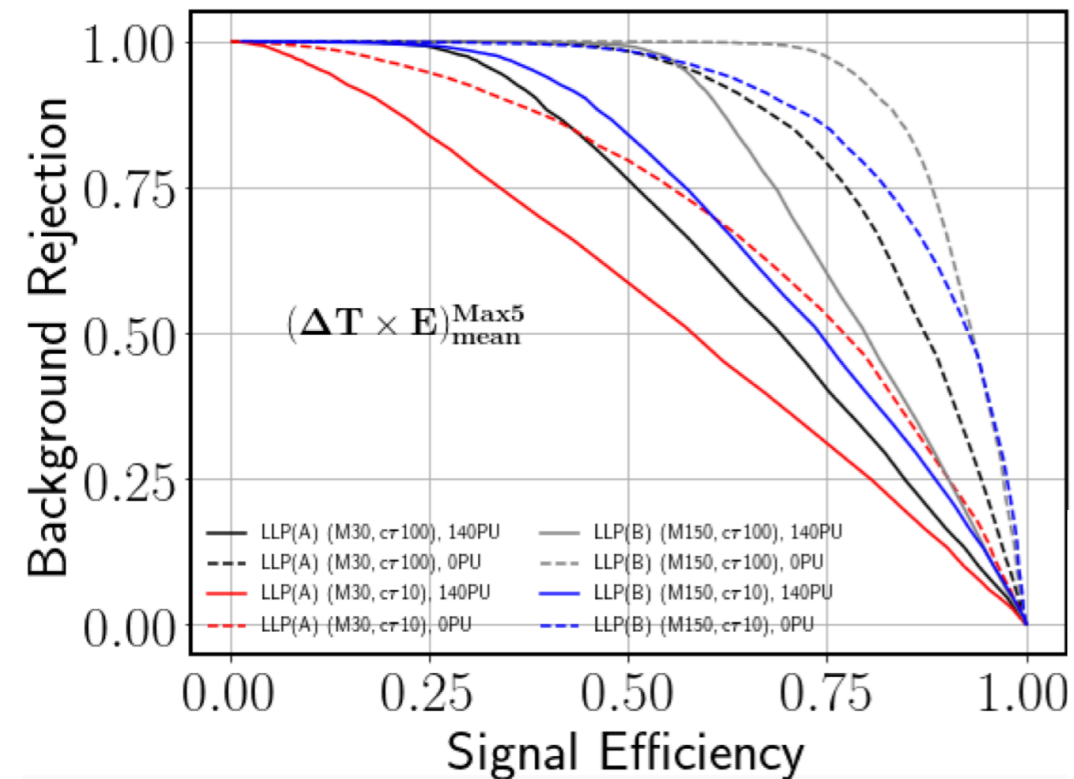


Spread of vertices in the z and t directions

Timing @ ECAL

$$\Delta T_{Mean}, \Delta T_{Median}, \Delta T_{RMS}, \Delta T_{Mean}^{Ewt}, \Delta T_{Mean}^{ETwt}, \Delta T_{Mean}^{Max5}, (\Delta T \times E)_{Mean}^{Max5}, \Delta T_{Mean}^{Max10}, (\Delta T \times E)_{Mean}^{Max10}, \sum \Delta T$$

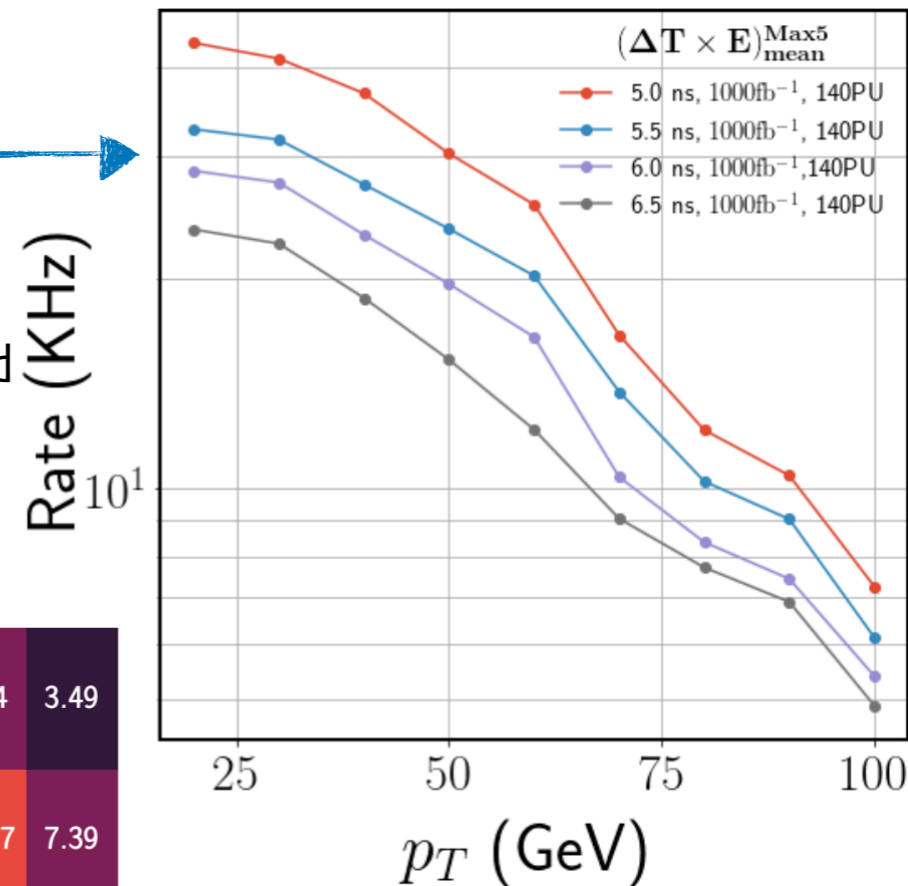
$$(\Delta T \times E)_{Mean}^{Max5}$$



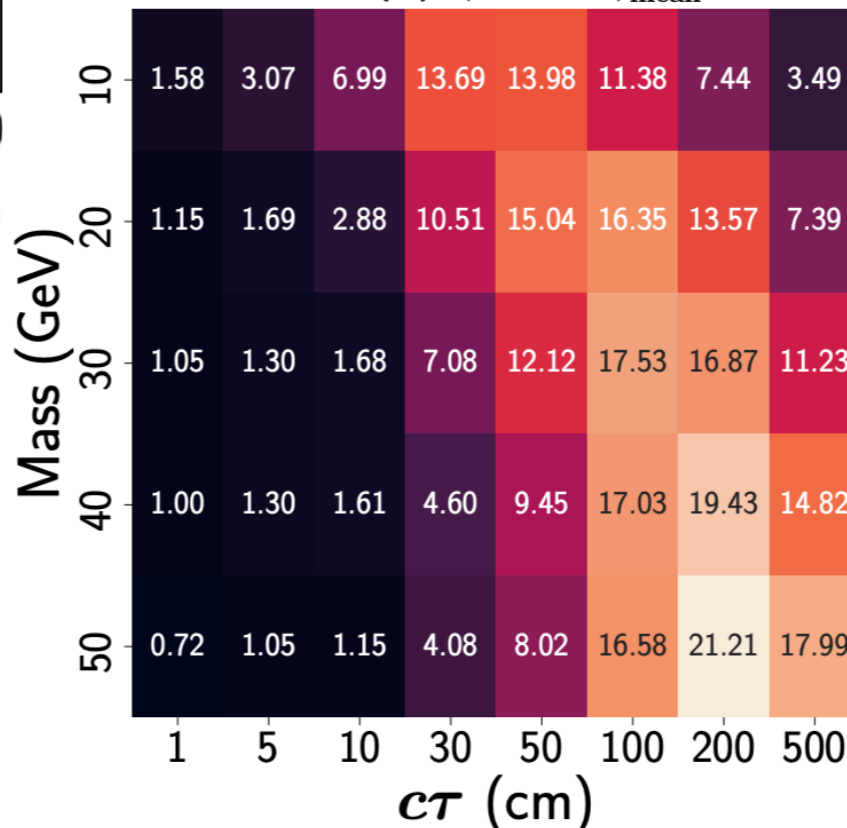
Select cuts that maintain **30 kHz rate**

“STITCHING” algorithm to combine QCD dijet background to minimum bias events

K. Ehat'aht et al, arXiv:2106.04360



LLP (A), $(\Delta T \times E)_{Mean}^{Max5}$



Inclusion of L1 **displaced tracking** (efficient till $d_0 < 8$ cm) increases sensitivity for low lifetimes

Signal efficiency grid demanding at least one jet with $p_T > 35$ GeV and $(\Delta T \times E)_{Mean}^{Max5} > 5.5$ ns

References for the branching ratio of the mediator particle

The decay of a light Higgs Boson

J. F. Donoghue, J. Gasser and H. Leutwyler, Nucl. Phys. B 343, 341 (1990)

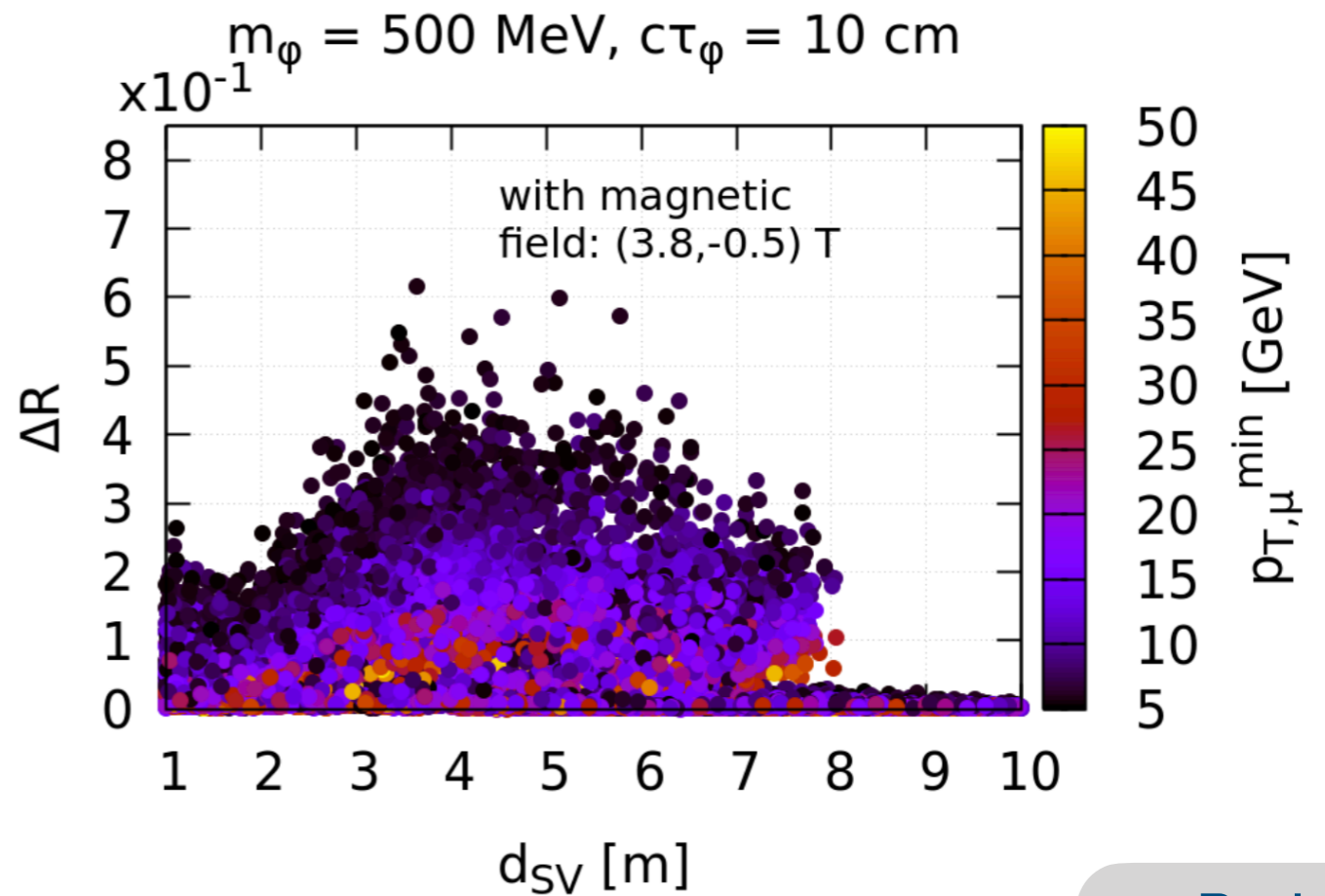
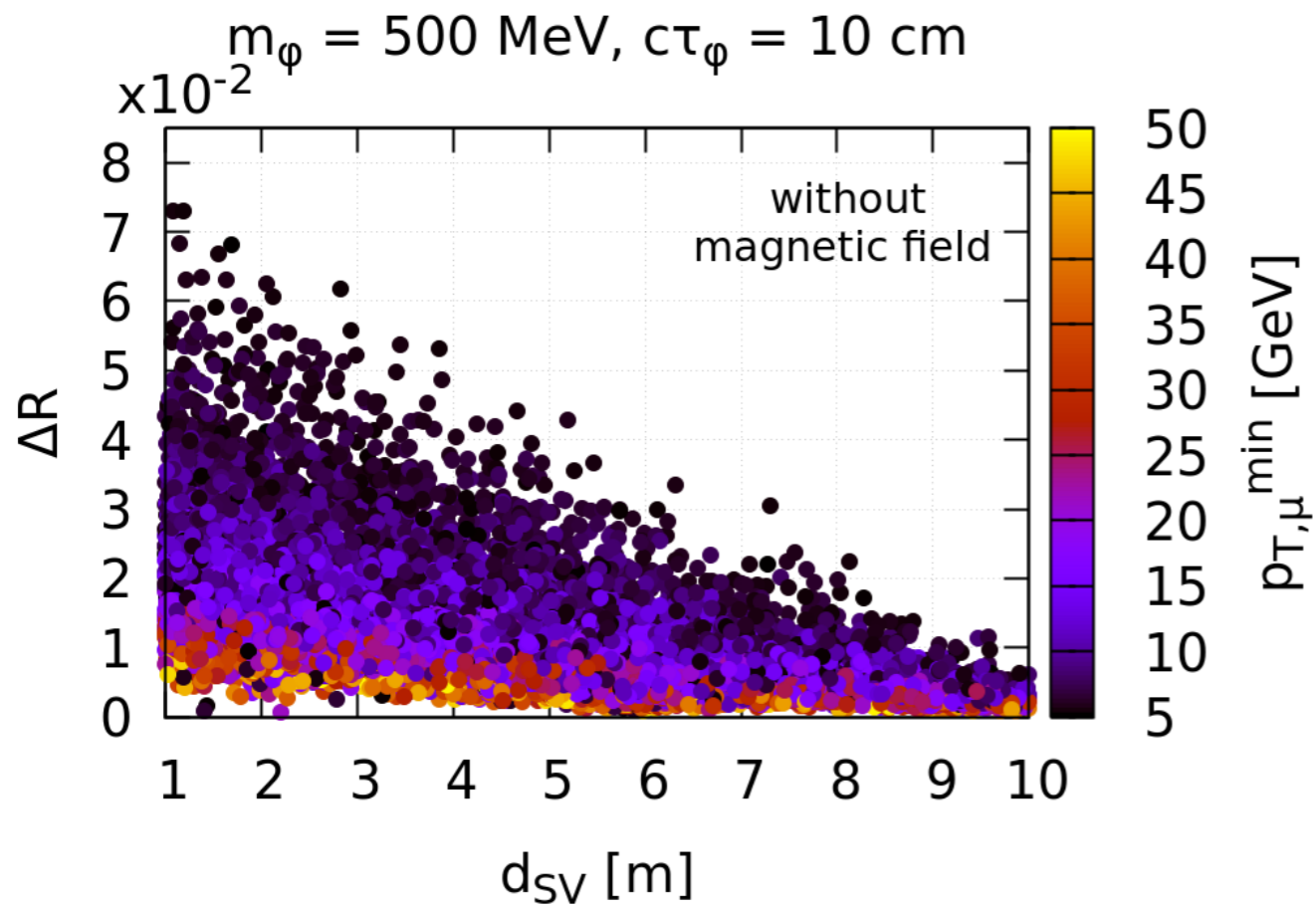
Decay and Detection of a Light Scalar Boson Mixing with the Higgs

Martin Wolfgang Winkler

1809.01876

After 2 GeV - HDECAY

[Back](#)



[Back](#)

Possible backgrounds

.....

- SM particles decaying into di-muons, such as J/ψ or $\Upsilon \Rightarrow$ very small decay lengths (\sim few pm) \Rightarrow separated from signals with the d_0 or d_T cuts or **masking** the invariant mass of the two muons near the J/ψ and Υ resonances.
- **Cosmic muons** \Rightarrow usually appear back-to-back in the detector \Rightarrow **suppressed by rejecting back-to-back muon pairs with a $\Delta\phi$ cut** \Rightarrow a suppression factor of 10^{-9} for cosmic muon events in the absence of pp collisions. CMS-PAS-FTR-18-002
- **Muons from the beam halo** \Rightarrow have very **low transverse momentum** \Rightarrow a cut of $p_T > 15$ GeV on displaced muons can suppress the beam halo background.

Displaced dimuons

-
- Several **long-lived hadrons in the SM** can punch through the calorimeter from the transition regions and then decay, such as $K_S \rightarrow \pi^+\pi^-$, $\Lambda \rightarrow p\pi^-$, $\Sigma^+ \rightarrow p\pi^0/n\pi^+$, $\Sigma^- \rightarrow n\pi^-$, $\Xi \rightarrow \Lambda\pi^0$, $\Xi^- \rightarrow \Lambda\pi^-$ and $\Omega^- \rightarrow \Lambda K^-/\Xi\pi^-/\Xi^-\pi^0 \Rightarrow$ **demand at least 3-5 charged particles associated with a displaced vertex.**

MS cluster

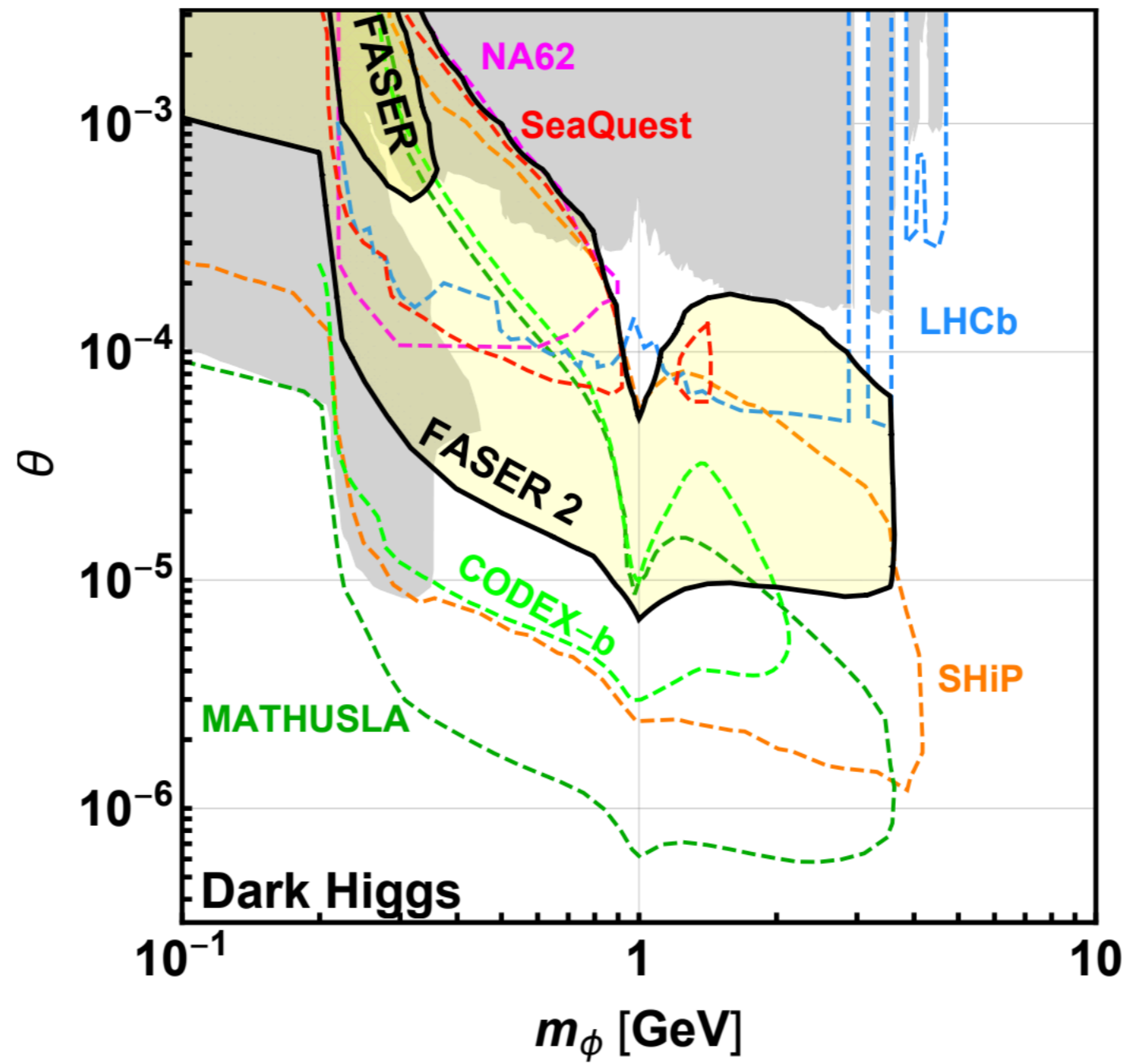
- Punch through of PU jets in the HL-LHC \Rightarrow can be suppressed either by **vetoing events from the transition regions**, or by **checking for activities inside the calorimeters as well as the trackers associated with the activity in the MS.** ATLAS, PRD 92 no. 1, (2015) 012010

.....

We assume 50 events \Rightarrow a significance (S/\sqrt{B}) of 2σ can accommodate ~ 625 background events

Our obtained limits can be scaled accordingly

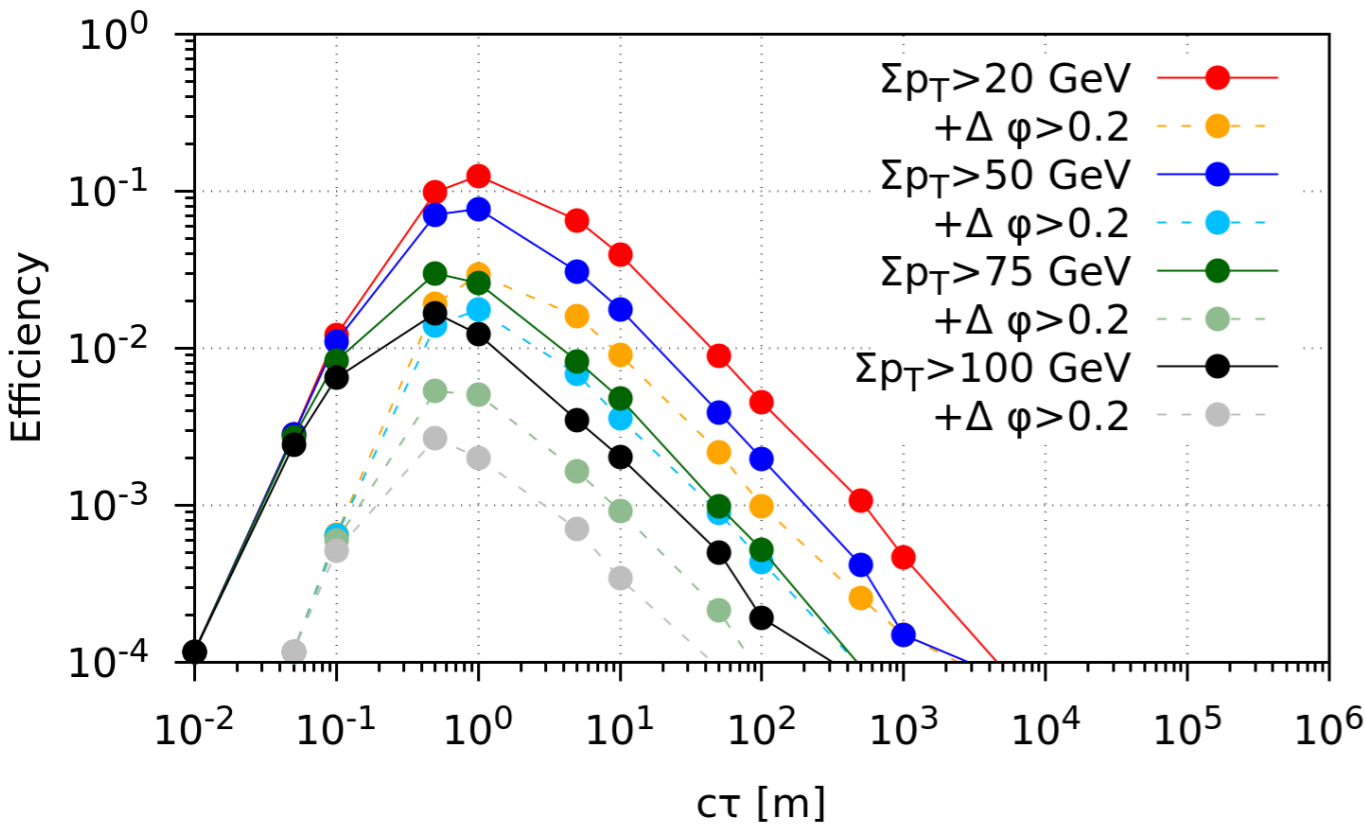
[Back](#)



FASER: ForwArD Search ExpeRiment at the LHC, [arXiv:1901.04468.pdf](https://arxiv.org/abs/1901.04468)

A2 FCC-hh MS

$m_\phi = 10$ GeV, $\sqrt{s} = 100$ TeV, FCC-hh:Barrel+Endcap MS, ggF



\sqrt{s} [TeV]	Process	Cross section [pb]
14	ggF	50.35
	VBF	4.172
	Vh	2.387 (Wh:1.504, Zh:0.8830)
100	ggF	740.3
	VBF	82.00
	Vh	27.16 (Wh:15.90, Zh:11.26)

- ❖ Cross-section increases by a factor of **~15**
- ❖ Integrated luminosity is expected to increase by a factor of **10**
- ❖ Overall improvement w.r.t HL-LHC given efficiency remains the same **~150**

100 TeV - increase energy threshold

$\Sigma p_T >$	20 GeV	50 GeV	100 GeV
$\Delta\phi > 0.2$	× 75	× 34.5	× 4.5
No $\Delta\phi$ cut	× 250	× 150	× 24

improvement factors w.r.t. HL-LHC

Triggers using L1 Tracking

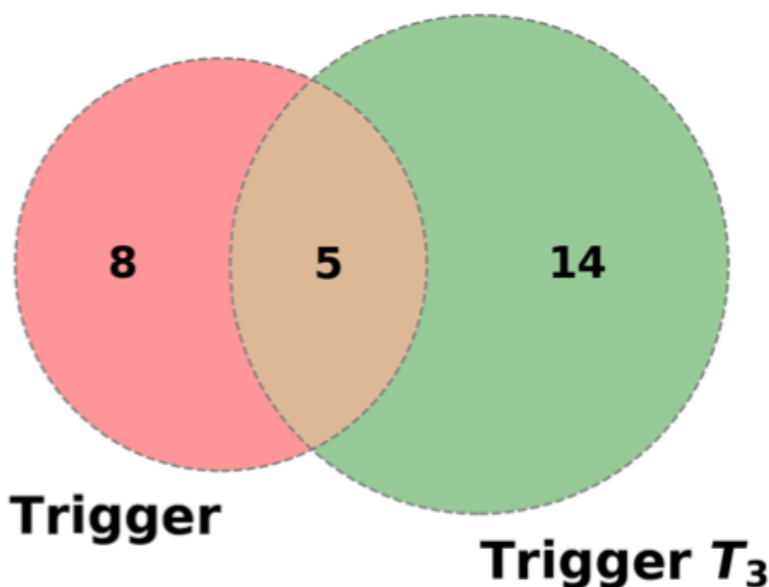
Max L1 trigger bandwidth
for HL-LHC: 750 kHz

- T_1 : at least one $R = 0.2$ jet with $p_T > 60$ GeV;
- T_2 : T_1 + that jet passes the BDT threshold corresponding to a background rejection of 98% or 70%;
- T_3 : T_1 + no other jet from the same z-vertex (i.e., Δz with all other jets is greater than 1 cm) + T_2 ;

$T_3 \rightarrow$ Bkg rejection \downarrow	QCD2j $p_T^{gen} \in (50, 100)$ GeV rate (kHz)	LLP (M50, $c\tau 10$) efficiency (%)	LLP (M100, $c\tau 10$) efficiency (%)
98% Table	1046 \rightarrow 14	13	60
70% Table	1046 \rightarrow 190	19	73

We can choose the ROC point depending on the trigger bandwidth constraints.

(M50, $c\tau 10$), Total: 27%



$$\mathcal{R}_B = \sigma \text{ (nb)} \times \mathcal{L} \text{ (nb}^{-1}\text{Hz)} \times \epsilon_B$$

- Provides high signal efficiency for higher mass LLPs with reasonable rates.
- Mostly exclusive to standard triggers – improves signal efficiency for lower mass LLPs as well.